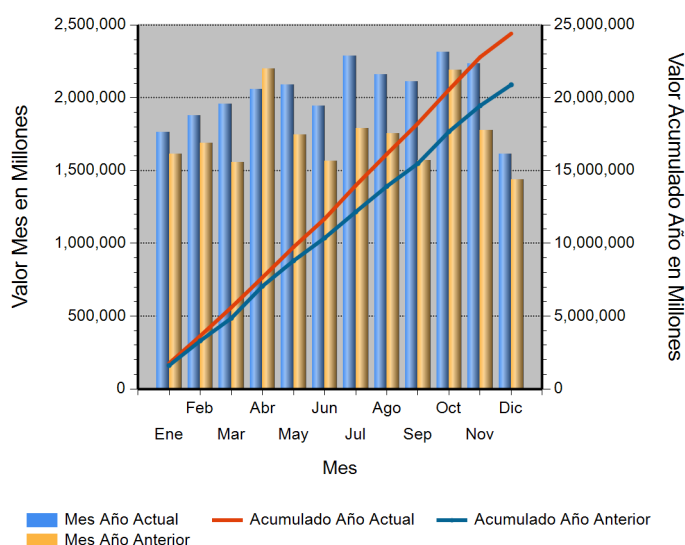


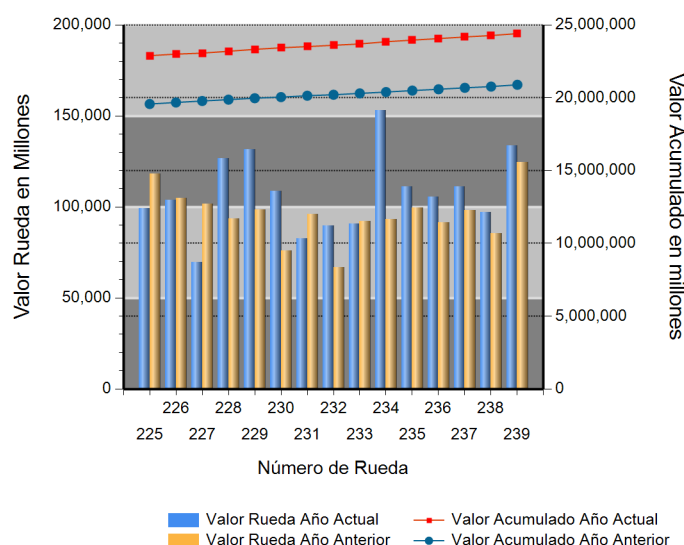
| Id | Descripción           | Valor Año Anterior en Millones | Valor Año Actual en Millones | Variación % |
|----|-----------------------|--------------------------------|------------------------------|-------------|
| 1  | No. RUEDA             | 239                            | 239                          |             |
| 2  | TOTAL RUEDA           | 124,503.32                     | 133,615.09                   | 7.32        |
| 3  | RF 1/                 | 123,125.77                     | 132,820.09                   | 7.87        |
| 4  | ABIERTAS 2/           | 1,377.54                       | 795.00                       | (42.29)     |
| 5  | -Financieras          | 0.00                           | 795.00                       | ND          |
| 6  | -Físicos-Disponibles  | 0.00                           | 0.00                         | 0.00        |
| 7  | -Forwards             | 1,377.54                       | 0.00                         | (100.00)    |
| 8  | -Subastas 3/          | 0.00                           | 0.00                         | 0.00        |
| 9  | ACUMULADO AÑO         | 20,653,433.43                  | 24,300,392.23                | 17.66       |
| 10 | RF 1/                 | 19,442,199.76                  | 23,439,503.42                | 20.56       |
| 11 | ABIERTAS 2/           | 1,211,233.68                   | 860,888.81                   | (28.92)     |
| 12 | -Financieras          | 51,789.29                      | 65,150.75                    | 25.80       |
| 13 | -Físicos-Disponibles  | 69,642.37                      | 83,270.69                    | 19.57       |
| 14 | -Forwards             | 1,089,802.02                   | 712,467.37                   | (34.62)     |
| 15 | -Subastas 3/          | 0.00                           | 0.00                         | 0.00        |
| 16 | PROMEDIO RUEDA DIARIA | 86,416.04                      | 101,675.28                   | 17.66       |

1/. Registro de Factura. 2/. Incluye Físicos, Forwards, Financieros y Subastas 3/. Inherente a Convenios con el MADR. \*/ Reglamento BMC EXCHANGE "Sección 3. Corrección de Operaciones. Artículo 3.2.3.3.1. Corrección de Operaciones". Tratándose de Registro de Facturas se podrán admitir correcciones sobre errores aritméticos, de mecanografía, digitación u omisiones simples y fácilmente comprobables en la determinación de la calidad, cantidad, parte interesada, unidad de medida y demás información que haya sido reportada a la Bolsa. (ND = No Definido)

## Evolución Mensual Año Corriente (2018)




## Evolución Diaria Mes Corriente (Diciembre)



## Operaciones Financieras

| Nombre Producto                      | Descripción - Subyacente                          | Plazo          | Valor Presente | Valor Futuro   | Tasa Min % | Tasa Max % | Tasa Cierre % | Cantidad Opera. |
|--------------------------------------|---|----------------|----------------|----------------|------------|------------|---------------|-----------------|
| REPO SOBRE CDM SIN INTER. DE CONTRA. | ARROZ CASCARA NACIONAL SECO                       | (151-180) días | 795,000,724.00 | 828,099,254.00 | 8.50       | 8.50       | 8.50          | 2               |
|                                      | <b>Total REPO SOBRE CDM SIN INTER. DE CONTRA.</b> |                | 795,000,724.00 | 828,099,254.00 |            |            |               | 2               |

## Operaciones Financieras Valor Presente



Esta información corresponde a las Operaciones Financieras registradas en la Rueda 239 del 12/21/2018.

## Operaciones Físicas

| Descripción | Descripción Subyacente | Ubicación | Um | Precio Promedio | Total Negociado | Cantidad Unidades | Precio Min. | Precio Max. | Cantidad Opos. |
|-------------|------------------------|-----------|----|-----------------|-----------------|-------------------|-------------|-------------|----------------|
|-------------|------------------------|-----------|----|-----------------|-----------------|-------------------|-------------|-------------|----------------|

## Registro de Factura

| Nombre Producto                                   | Um  | Cantidad de Unidades | Total Negociado   | Precio promedio | Cantidad Subya. |
|---|-----|----------------------|-------------------|-----------------|-----------------|
| ATUN ENLATADO                                     | UND | 6,017,324.98         | 18,206,874,965.47 | 3,025.74        | 3525            |
| GANADO  | KG  | 2,606,189.62         | 11,660,383,928.00 | 4,474.11        | 501             |
| AZUCAR BLANCO                                     | KG  | 6,272,460.42         | 11,579,842,886.95 | 1,846.14        | 742             |
| CAFE CONSUMO                                      | KG  | 1,063,288.00         | 6,685,294,310.00  | 6,287.38        | 9               |
| ARROZ CASCARA NACIONAL HUMEDO                     | KG  | 6,676,789.95         | 6,315,667,208.57  | 945.91          | 271             |
| ARROZ BLANCO NACIONAL EN SACO                     | KG  | 2,437,951.45         | 5,536,738,903.81  | 2,271.06        | 950             |
| CAFE EXCELSO                                      | KG  | 607,158.00           | 5,347,336,884.68  | 8,807.16        | 10              |
| ALIMENTO CONCENTRADO PARA AVES                    | KG  | 3,459,990.90         | 4,228,841,008.02  | 1,222.21        | 1155            |
| CAFE PASILLA                                      | KG  | 594,768.50           | 3,327,066,364.00  | 5,593.88        | 11              |
| ACEITE CRUDO DE PALMA                             | KG  | 1,566,230.00         | 3,113,288,975.36  | 1,987.76        | 50              |
| NOVILLO (KG)                                      | KG  | 654,530.57           | 2,725,699,909.87  | 4,164.36        | 79              |
| CARNE DE CERDO FRESCA O REFRIGERADA EN CANAL (KG) | KG  | 417,000.10           | 2,557,005,643.77  | 6,131.91        | 156             |
| GANADO  | UND | 1,556.00             | 2,315,796,004.58  | 1,488,300.77    | 40              |
| MAIZ AMARILLO NACIONAL SECO                       | KG  | 2,572,429.50         | 1,951,755,561.02  | 758.72          | 96              |
| MEZCLA DE ACEITES VEGETALES                       | UND | 398,873.36           | 1,817,708,331.96  | 4,557.11        | 56              |
| OLEINA DE PALMA                                   | KG  | 665,790.00           | 1,812,654,992.95  | 2,722.56        | 36              |
| ARROZ BLANCO NACIONAL EN BOLSA DE POLIETILENO     | KG  | 747,138.45           | 1,677,674,408.10  | 2,245.47        | 108             |
| MAIZ AMARILLO IMPORTADO                           | KG  | 2,308,959.73         | 1,648,374,285.05  | 713.90          | 74              |
| QUESO (KG)  | KG  | 159,603.73           | 1,599,369,049.00  | 10,020.87       | 245             |
| AZUCAR REFINADA (KG)                              | KG  | 851,970.00           | 1,548,490,554.00  | 1,817.54        | 44              |
| CARNE DE VACUNO FRESCA O REFRIGERADA EN CORTES    | KG  | 129,217.02           | 1,513,777,435.80  | 11,715.00       | 235             |
| HUEVOS POR LOTE                                   | UND | 103.00               | 1,353,780,198.00  | 13,143,497.07   | 103             |
| ALIMENTO CONCENTRADO PARA CERDOS                  | KG  | 921,070.00           | 1,165,460,358.00  | 1,265.33        | 768             |
| AZUCAR CRUDA                                      | KG  | 573,972.50           | 1,140,471,240.00  | 1,986.98        | 215             |
| SARDINAS ENLATADAS EN SALSA DE TOMATE             | UND | 283,801.00           | 1,017,702,842.04  | 3,585.97        | 579             |
| LECHE EN POLVO ENTERA NACIONAL (UN)               | UND | 93,451.50            | 922,028,954.00    | 9,866.39        | 245             |
| ALIMENTO CONCENTRADO PARA PECES                   | KG  | 485,320.00           | 823,383,975.01    | 1,696.58        | 334             |
| ACEITE CRUDO DE SOYA                              | KG  | 328,124.40           | 811,725,071.00    | 2,473.83        | 11              |
| CARNE DE VACUNO CONGELADA EN CORTES               | KG  | 64,324.14            | 766,177,967.20    | 11,911.20       | 116             |

| Nombre Producto                                    | Um  | Cantidad de Unidades | Total Negociado | Precio promedio | Cantidad Subya. |
|--|-----|----------------------|-----------------|-----------------|-----------------|
| Mezcla de Aceites Palma y Soya                     | KG  | 227,770.00           | 727,730,080.00  | 3,195.02        | 14              |
| CARNE DE PAVO FRESCA O REFRIGERADA                 | KG  | 61,884.63            | 697,684,351.00  | 11,273.95       | 1190            |
| CAFE INSTANTANEO GRANULADO                         | UND | 77,638.09            | 696,216,892.00  | 8,967.46        | 1819            |
| MAIZ BLANCO NACIONAL SECO                          | KG  | 857,169.00           | 683,564,272.00  | 797.47          | 12              |
| CARNE DE VACUNO FRESCA O REFRIGERADA EN CANAL      | KG  | 71,926.43            | 642,268,292.00  | 8,929.52        | 35              |
| LECHE LIQUIDA (UN)                                 | UND | 42,085.00            | 605,515,615.00  | 14,387.92       | 89              |
| TERNERO  | UND | 611.00               | 575,295,650.00  | 941,564.08      | 22              |
| FRIJOL SOYA IMPORTADO                              | KG  | 426,319.69           | 563,483,950.01  | 1,321.74        | 31              |
| NOVILLO (UN)                                       | UND | 339.00               | 546,244,585.04  | 1,611,340.96    | 9               |
| ALIMENTO CONCENTRADO PARA VACUNOS                  | KG  | 568,124.00           | 540,633,910.01  | 951.61          | 475             |
| MARGARINA DE COCINA (KG)                           | KG  | 109,655.05           | 530,714,535.02  | 4,839.85        | 22              |
| VACA (KG)  | KG  | 162,411.00           | 524,913,820.00  | 3,232.01        | 57              |
| MEZCLA DE ACEITES VEGETALES                        | LT  | 133,322.00           | 459,933,661.00  | 3,449.80        | 206             |
| CARNE DE GALLINA FRESCA O REFRIGERADA EN CORTES    | KG  | 64,713.41            | 410,083,031.00  | 6,336.91        | 44              |
| TORO (KG)  | KG  | 99,179.00            | 403,145,432.00  | 4,064.83        | 28              |
| POLLITAS   | UND | 160,344.00           | 396,034,199.99  | 2,469.90        | 7               |
| PANELA CUADRADA KG                                 | UND | 141,202.80           | 369,343,872.99  | 2,615.70        | 268             |
| HUEVO FRESCO DE GALLINA ROJO (UN)                  | UND | 1,433,025.00         | 368,329,000.00  | 257.03          | 125             |
| ARROZ BLANCO IMPORTADO                             | KG  | 210,610.00           | 366,461,400.00  | 1,740.00        | 3               |
| POLLO DE UN DIA (UN)                               | UND | 360,760.00           | 365,003,271.97  | 1,011.76        | 16              |
| FERTILIZANTES                                      | KG  | 61,341.00            | 361,275,263.00  | 5,889.62        | 162             |
| ACEITE CRUDO DE PALMISTE                           | KG  | 123,480.00           | 350,345,760.00  | 2,837.27        | 4               |
| CARNE DE CERDO FRESCA O REFRIGERADA EN CORTES (KG) | KG  | 41,689.49            | 344,766,021.21  | 8,269.85        | 78              |
| PAPA SABANERA                                      | KG  | 412,022.00           | 331,581,466.00  | 804.77          | 57              |
| MAIZ BLANCO IMPORTADO                              | KG  | 359,363.20           | 322,135,791.60  | 896.41          | 9               |
| SEBO DE RES  | KG  | 289,603.19           | 311,034,580.00  | 1,074.00        | 30              |
| ACEITE REFINADO DE PALMA (LT)                      | LT  | 117,186.04           | 310,997,868.34  | 2,653.88        | 28              |
| ACEITE REFINADO DE PALMA (KG)                      | KG  | 107,115.25           | 310,097,620.99  | 2,894.99        | 4               |
| MIEL DE PURGA                                      | KG  | 690,056.92           | 301,437,171.00  | 436.83          | 40              |
| TERNERO  | KG  | 71,132.00            | 298,390,850.00  | 4,194.89        | 12              |
| SARDINA ENLATADA                                   | UND | 134,891.00           | 297,643,600.00  | 2,206.55        | 248             |
| CARNE DE POLLO O GALLINA CONGELADA EN CORTES       | KG  | 56,111.86            | 296,728,218.00  | 5,288.16        | 31              |
| LECHE CRUDA  | LT  | 278,733.00           | 294,701,191.00  | 1,057.29        | 40              |
| ACEITE REFINADO DE SOYA (LT)                       | LT  | 107,146.00           | 291,729,161.02  | 2,722.73        | 27              |
| CAFE PERGAMINO                                     | KG  | 41,197.00            | 284,552,851.00  | 6,907.13        | 5               |
| MADERA ASERRADA                                    | UND | 28,138.65            | 281,386,505.00  | 10,000.00       | 60              |
| ACEITE REFINADO DE SOYA (KG)                       | KG  | 88,700.00            | 276,736,580.00  | 3,119.92        | 3               |
| HARINA DE ARROZ                                    | KG  | 347,326.02           | 268,362,190.64  | 772.65          | 31              |
| PULPA  | KG  | 65,086.00            | 265,620,998.00  | 4,081.08        | 794             |
| CARNE DE VACUNO FRESCA O REFRIGERADA DESPOSTADA    | KG  | 25,049.80            | 261,368,040.00  | 10,433.94       | 13              |
| FRIJOL NIMA NACIONAL SECO                          | KG  | 59,890.00            | 251,917,500.00  | 4,206.34        | 8               |
| AZUCAR PULVERIZADA                                 | KG  | 114,412.50           | 232,975,875.00  | 2,036.28        | 15              |
| PREMEZCLAS PARA ALIMENTOS CONCENTRADOS             | KG  | 285,820.00           | 228,341,132.00  | 798.90          | 105             |
| FRIJOL BOLA ROJA NACIONAL SECO                     | KG  | 61,581.50            | 214,177,280.00  | 3,477.95        | 18              |
| ATUN ENLATADO LOMO EN ACEITE (UN)                  | UND | 83,706.00            | 198,230,856.98  | 2,368.18        | 38              |
| FRIJOL ROSADO NACIONAL SECO                        | KG  | 45,728.00            | 190,618,900.00  | 4,168.54        | 4               |
| LENTEJA SECA                                       | KG  | 81,367.00            | 190,321,863.99  | 2,339.05        | 39              |
| VEGETALES ENCURTIDOS                               | UND | 43,903.00            | 189,844,190.00  | 4,324.17        | 941             |
| ATUN ENLATADO RALLADO EN ACEITE (UN)               | UND | 86,016.00            | 185,252,529.99  | 2,153.70        | 27              |
| FRIJOL CARGAMANTO ROJO NACIONAL SECO               | KG  | 40,500.50            | 184,561,195.00  | 4,557.01        | 19              |
| BOCADILLO  | KG  | 35,741.00            | 180,549,246.02  | 5,051.60        | 50              |

| Nombre Producto   | Um  | Cantidad de Unidades | Total Negociado | Precio promedio | Cantidad Subya. |
|---|-----|----------------------|-----------------|-----------------|-----------------|
| NOVILLA   | KG  | 47,565.00            | 180,088,300.00  | 3,786.15        | 7               |
| ARROZ CRISTAL INDUSTRIAL                                    | KG  | 195,380.00           | 170,855,500.00  | 874.48          | 6               |
| PANELA REDONDA (UN)   | UND | 58,062.80            | 168,698,840.39  | 2,905.45        | 166             |
| ATUN ENTERO FRESCO O REFRIGERADO                            | UND | 33,530.00            | 162,538,110.00  | 4,847.54        | 17              |
| PAPA PASTUSA  | KG  | 150,305.50           | 160,202,409.00  | 1,065.85        | 26              |
| UVA PASA  | KG  | 23,266.40            | 153,741,112.00  | 6,607.86        | 42              |
| FRUTO DE PALMA AFRICANA                                     | KG  | 492,171.00           | 153,096,243.14  | 311.06          | 4               |
| ACIDO GRASO DE PALMA  | KG  | 96,570.00            | 146,722,551.14  | 1,519.34        | 3               |
| ATUN CON VERDURAS   | UND | 39,952.00            | 139,608,089.00  | 3,494.40        | 207             |
| ABONO ORGANICO SOLIDO SIMPLE                                | KG  | 1,113,510.00         | 138,817,585.10  | 124.67          | 8               |
| HUESO DE RES  | KG  | 337,634.45           | 133,619,985.00  | 395.75          | 57              |
| HARINA DE MAIZ  | UND | 75,885.00            | 129,599,561.00  | 1,707.84        | 41              |
| ATUN ENLATADO LOMO FINO EN AGUA (UN)                        | UND | 28,971.00            | 121,861,857.00  | 4,206.34        | 44              |
| CARNE DE POLLO O GALLINA FRESCA O REFRIGERADA EN CANAL (KG) | KG  | 35,809.23            | 121,719,037.01  | 3,399.10        | 10              |
| HARINA DE CARNE   | KG  | 71,440.00            | 121,253,000.00  | 1,697.27        | 3               |
| ABONO INORGANICO COMPUESTO                                  | KG  | 80,624.00            | 115,698,100.00  | 1,435.03        | 16              |
| VEGETALES ENCURTIDOS  | KG  | 41,417.00            | 111,508,701.00  | 2,692.34        | 180             |
| TORTA DE PALMISTE   | KG  | 229,360.00           | 106,455,680.00  | 464.14          | 11              |
| MAIZ BLANCO TRILLADO  | KG  | 65,510.00            | 106,420,800.00  | 1,624.50        | 58              |
| Margarina industrial  | KG  | 64,575.00            | 105,799,680.00  | 1,638.40        | 9               |
| ACEITE REFINADO DE PALMISTE (KG)                            | KG  | 34,880.00            | 104,640,000.00  | 3,000.00        | 1               |
| HARINA DE SANGRE  | KG  | 37,808.00            | 103,565,760.00  | 2,739.26        | 3               |
| QUESO (UN)  | UND | 19,351.50            | 99,724,920.00   | 5,153.34        | 498             |
| GANADO EN PIE TIPO EXPORTACION                              | KG  | 22,313.00            | 99,004,549.99   | 4,437.08        | 3               |
| POLLO CONGELADO   | KG  | 9,229.19             | 98,623,831.00   | 10,686.08       | 10              |
| MAIZ PIRA SECO  | KG  | 49,667.75            | 93,927,131.00   | 1,891.11        | 20              |
| HARINA DE MAIZ  | KG  | 131,530.00           | 93,058,932.00   | 707.51          | 22              |
| FRUTAS EN ALMIBAR   | KG  | 18,711.32            | 92,612,192.00   | 4,949.53        | 183             |
| ARROZ CRISTAL CONSUMO HUMANO                                | KG  | 85,425.00            | 92,025,550.00   | 1,077.27        | 154             |
| CARNE BOVINA  | KG  | 9,780.85             | 91,188,857.00   | 9,323.20        | 22              |
| TOMATE DE ARBOL   | KG  | 44,416.00            | 90,655,650.00   | 2,041.06        | 40              |
| HARINA DE PLUMA   | KG  | 46,000.00            | 88,982,400.00   | 1,934.40        | 2               |
| CABEZA  | UND | 22,051.00            | 87,101,450.00   | 3,950.00        | 1               |
| HARINA DE VISCERAS  | KG  | 38,772.00            | 85,380,040.00   | 2,202.11        | 2               |
| TORTA DE SOYA IMPORTADA                                     | KG  | 65,300.00            | 85,017,400.00   | 1,301.95        | 3               |
| HARINA DE POLLO   | KG  | 34,000.00            | 85,000,000.00   | 2,500.00        | 1               |
| SAL INDUSTRIAL  | KG  | 250,370.00           | 80,993,499.98   | 323.50          | 18              |
| MADERA ASERRADA   | M3  | 90,827.00            | 80,345,630.00   | 884.60          | 29              |
| CERDO CEBA (KG)   | KG  | 11,065.90            | 80,221,806.00   | 7,249.46        | 2               |
| POLLO MUERTO  | KG  | 21,746.46            | 79,306,924.57   | 3,646.89        | 15              |
| ALIMENTO CONCENTRADO PARA CABALLOS                          | KG  | 80,360.00            | 71,882,371.00   | 894.50          | 157             |
| FRIJOL CABECITA NEGRA NACIONAL SECO                         | KG  | 18,120.75            | 70,746,000.00   | 3,904.14        | 13              |
| PIEL FRESCA DE RES (KG)                                     | KG  | 123,236.20           | 69,914,720.00   | 567.32          | 6               |
| JUGO CONCENTRADO  | UND | 14,770.00            | 69,014,543.00   | 4,672.62        | 161             |
| PANELON   | UND | 25,544.73            | 68,597,300.00   | 2,685.38        | 30              |
| ESTEARINA DE PALMA  | KG  | 29,330.00            | 67,546,990.00   | 2,303.00        | 1               |
| HARINA DE CARNE Y HUESO                                     | KG  | 34,000.00            | 67,320,000.00   | 1,980.00        | 1               |
| MAIZ AMARILLO EXTRUIDO                                      | KG  | 67,600.00            | 65,954,000.00   | 975.65          | 22              |
| PULPA DE FRUTAS POR LOTE                                    | UND | 47.00                | 64,006,758.00   | 1,361,845.91    | 47              |
| UREA NACIONAL   | KG  | 35,000.00            | 63,700,000.00   | 1,820.00        | 1               |
| HUEVO FERTIL DE GALLINA                                     | KG  | 115,200.00           | 63,432,000.00   | 550.63          | 4               |

| Nombre Producto                                 | Um  | Cantidad de Unidades | Total Negociado | Precio promedio | Cantidad Subya. |
|---|-----|----------------------|-----------------|-----------------|-----------------|
| CHOCOLATE EN PASTA CON AZUCAR                   | KG  | 13,750.00            | 63,047,620.00   | 4,585.28        | 5               |
| Pernil de Cerdo                                 | KG  | 6,525.33             | 59,306,388.00   | 9,088.64        | 24              |
| CEBOLLA CABEZONA                                | KG  | 40,657.92            | 59,090,683.30   | 1,453.36        | 53              |
| CERDO INICIACION (KG)                           | KG  | 7,649.00             | 58,987,391.00   | 7,711.78        | 2               |
| VISCERAS DE VACUNO (UN)                         | UND | 507.00               | 58,479,200.00   | 115,343.59      | 26              |
| SAL MARINA MOLIDA                               | KG  | 490,133.00           | 56,585,909.00   | 115.45          | 18              |
| AROMATICAS ELABORADAS                           | UND | 32,086.00            | 56,355,376.00   | 1,756.39        | 235             |
| NOVILLA   | UND | 33.00                | 55,660,000.00   | 1,686,666.67    | 2               |
| ACEITE REPROCESADO                              | KG  | 19,250.00            | 54,654,940.00   | 2,839.22        | 6               |
| PLATANO   | KG  | 32,173.20            | 51,022,900.00   | 1,585.88        | 54              |
| BANANO FRESCO                                   | KG  | 47,101.51            | 50,735,234.00   | 1,077.15        | 39              |
| HARINA DE MAIZ PRECOCIDA                        | KG  | 28,253.00            | 50,104,329.00   | 1,773.42        | 14              |
| ACEITE REFINADO DE OLIVA UN                     | UND | 3,607.44             | 49,731,898.00   | 13,785.93       | 248             |
| GRANZA  | KG  | 48,545.00            | 49,175,000.00   | 1,012.98        | 4               |
| PANELA EN PASTILLA (KG)                         | KG  | 15,118.40            | 48,619,424.00   | 3,215.91        | 29              |
| HUEVO FRESCO DE GALLINA BLANCO (UN)             | UND | 185,760.00           | 46,836,420.00   | 252.13          | 23              |
| PIEL FRESCA DE RES (UN)                         | UND | 665.00               | 46,550,000.00   | 70,000.00       | 1               |
| TOCINO  | KG  | 5,703.65             | 46,546,361.00   | 8,160.80        | 16              |
| CARNE INDUSTRIAL                                | KG  | 2,868.39             | 46,365,592.00   | 16,164.33       | 1               |
| GALLINA PONEDORA (UN)                           | UND | 6,866.00             | 46,116,200.00   | 6,716.60        | 4               |
| ALMENDRA  | KG  | 1,577.66             | 45,838,208.00   | 29,054.55       | 21              |
| ACEITE REFINADO DE MAIZ (LT)                    | LT  | 13,200.00            | 44,550,000.00   | 3,375.00        | 1               |
| PANELA EN PASTILLA (UN)                         | UND | 9,914.00             | 44,290,232.00   | 4,467.44        | 68              |
| SARDINAS ENLATADAS EN ACEITE                    | UND | 7,568.00             | 42,615,500.00   | 5,631.01        | 152             |
| LECHE EN POLVO ENTERA NACIONAL (KG)             | KG  | 2,956.00             | 41,827,274.76   | 14,149.96       | 25              |
| CASCARILLA                                      | KG  | 545,720.00           | 41,283,480.00   | 75.65           | 14              |
| CERDO LEVANTE (KG)                              | KG  | 8,359.00             | 41,274,100.00   | 4,937.68        | 3               |
| ACEITE REFINADO DE GIRASOL (LT)                 | LT  | 12,524.00            | 40,653,530.42   | 3,246.05        | 22              |
| GRITS   | KG  | 34,715.00            | 40,492,870.00   | 1,166.44        | 4               |
| DDGS GRANOS DE DESTILERIA Y SOLUBLES DE MAIZ    | KG  | 44,190.00            | 39,782,840.00   | 900.27          | 2               |
| HUEVOS FRESCOS DE GALLINA                       | UND | 158,431.00           | 39,470,610.00   | 249.13          | 81              |
| MOGOLLA   | KG  | 54,946.84            | 38,715,094.00   | 704.59          | 9               |
| CARNE DE PAVO CONGELADA EN CORTES               | KG  | 1,741.14             | 38,251,693.98   | 21,969.34       | 107             |
| PASTO   | KG  | 91,630.00            | 37,804,128.00   | 412.57          | 12              |
| VACA (UN)                                       | UND | 30.00                | 36,585,300.00   | 1,219,510.00    | 6               |
| CAFE TOSTADO Y MOLIDO                           | KG  | 3,150.00             | 35,638,096.00   | 11,313.68       | 3               |
| RECORTAL DE GALLETA                             | KG  | 48,010.00            | 35,577,700.00   | 741.05          | 3               |
| CIRUELA PASA                                    | UND | 4,752.30             | 35,006,682.00   | 7,366.26        | 42              |
| MANGO   | KG  | 30,663.00            | 34,255,542.00   | 1,117.16        | 43              |
| TORETE (KG)                                     | KG  | 8,265.00             | 32,725,700.00   | 3,959.55        | 2               |
| CARNE DE GALLINA FRESCA O REFRIGERADA EN CORTES | UND | 700.00               | 31,872,000.00   | 45,531.43       | 4               |
| FRIJOL BLANQUILLO NACIONAL SECO                 | KG  | 10,440.00            | 30,756,000.00   | 2,945.98        | 5               |
| PIÑA  | KG  | 21,164.00            | 30,253,300.00   | 1,429.47        | 33              |
| ACEITE REFINADO DE SOYA (LT)                    | UND | 4,014.00             | 30,169,774.00   | 7,516.14        | 82              |
| PAPAYA  | KG  | 20,300.30            | 29,403,237.00   | 1,448.41        | 34              |
| MAIZ AMARILLO TRILLADO                          | KG  | 19,495.50            | 28,105,464.00   | 1,441.64        | 19              |
| Durazno en almibar                              | UND | 7,816.00             | 27,499,679.00   | 3,518.38        | 65              |
| CARNE DE CERDO CONGELADA EN CANAL (KG)          | KG  | 3,795.30             | 27,136,395.00   | 7,150.00        | 2               |
| EMPAQUE DE YUTE                                 | UND | 16,000.00            | 26,104,000.00   | 1,631.50        | 2               |
| CARNE MOLIDA                                    | KG  | 2,491.83             | 25,830,480.00   | 10,366.07       | 31              |
| HARINA DE HUESO                                 | KG  | 36,120.00            | 25,524,500.00   | 706.66          | 3               |

| Nombre Producto                                    | Um  | Cantidad de Unidades | Total Negociado | Precio promedio | Cantidad Subya. |
|--|-----|----------------------|-----------------|-----------------|-----------------|
| CHORIZO  | KG  | 1,441.67             | 25,301,724.78   | 17,550.29       | 35              |
| VACUNA   | UND | 635,052.00           | 24,337,600.07   | 38.32           | 13              |
| LECHE EN POLVO                                     | UND | 3,321.00             | 22,570,363.00   | 6,796.26        | 52              |
| PATILLA  | KG  | 16,714.00            | 22,155,600.00   | 1,325.57        | 12              |
| MELAZA   | KG  | 41,335.00            | 21,714,130.00   | 525.32          | 18              |
| ÑAME   | KG  | 9,844.00             | 20,672,400.00   | 2,100.00        | 1               |
| FRUTAS DESHIDRATADAS                               | KG  | 1,610.00             | 20,125,000.00   | 12,500.00       | 2               |
| PASABOCAS DE SEMILLAS COMESTIBLES                  | KG  | 6,005.25             | 19,883,500.00   | 3,311.02        | 7               |
| FOSFATO MONODICALCICO                              | KG  | 10,000.00            | 19,630,000.00   | 1,963.00        | 2               |
| GUAYABA  | KG  | 16,981.00            | 19,341,420.00   | 1,139.00        | 30              |
| LECHE CONDENSADA                                   | UND | 3,894.00             | 18,898,660.00   | 4,853.28        | 65              |
| Tomate Chonto                                      | KG  | 14,746.00            | 18,706,100.00   | 1,268.55        | 27              |
| LECHE EN POLVO ENTERA CONSUMO ANIMAL (KG)          | KG  | 5,258.00             | 17,797,200.00   | 3,384.79        | 2               |
| CARNE DE CERDO FRESCA O REFRIGERADA DESPOSTADA     | KG  | 2,333.50             | 17,794,800.00   | 7,625.80        | 6               |
| ACEITE CRUDO DE PESCADO                            | KG  | 8,390.00             | 17,659,000.00   | 2,104.77        | 2               |
| CARNE DE TERNERA DESPOSTADA                        | KG  | 938.65               | 17,389,486.65   | 18,526.06       | 9               |
| FRIJOL ZARAGOZA                                    | KG  | 3,716.25             | 17,313,000.00   | 4,658.73        | 9               |
| PAPA   | KG  | 19,770.00            | 17,158,800.00   | 867.92          | 10              |
| ARVEJA FRESCA                                      | KG  | 3,655.00             | 16,836,000.00   | 4,606.29        | 20              |
| ARVEJA VERDE SECA                                  | KG  | 9,878.00             | 16,752,125.00   | 1,695.90        | 14              |
| AJO FRESCO   | KG  | 5,160.63             | 16,668,921.00   | 3,230.02        | 56              |
| CARNE DE CERDO CONGELADA EN CORTES                 | KG  | 1,093.56             | 16,455,060.00   | 15,047.24       | 34              |
| CAFE GUAYABA                                       | KG  | 4,713.00             | 16,285,772.00   | 3,455.50        | 1               |
| CAMARON  | UND | 276.00               | 16,284,000.00   | 59,000.00       | 1               |
| PANELA PULVERIZADA                                 | KG  | 4,675.00             | 16,265,000.00   | 3,479.14        | 4               |
| NUEZ   | KG  | 459.40               | 15,909,000.00   | 34,629.95       | 10              |
| PAPA CAPIRA  | KG  | 14,440.00            | 15,565,000.00   | 1,077.91        | 8               |
| FRIJOL SABANERO NACIONAL SECO                      | KG  | 3,700.00             | 15,420,000.00   | 4,167.57        | 3               |
| GRANADILLA   | KG  | 5,818.00             | 15,021,784.31   | 2,581.95        | 12              |
| SALVADO  | KG  | 21,067.45            | 14,431,474.00   | 685.01          | 11              |
| MORA   | KG  | 5,549.00             | 14,402,370.00   | 2,595.49        | 20              |
| HORTALIZAS TIPO EXPORTACION                        | KG  | 9,666.00             | 14,366,800.00   | 1,486.32        | 14              |
| AFRECHO  | KG  | 17,800.00            | 14,221,000.00   | 798.93          | 25              |
| ABONO INORGANICO SIMPLE                            | KG  | 14,500.00            | 13,803,700.00   | 951.98          | 2               |
| AVENA EN HOJUELAS (KG)                             | KG  | 5,994.00             | 13,783,200.00   | 2,299.50        | 2               |
| LULO   | KG  | 4,820.00             | 13,623,240.00   | 2,826.40        | 13              |
| AZUCAR BLANCO                                      | UND | 7,505.00             | 13,560,569.00   | 1,806.87        | 58              |
| Carne Pepperoni                                    | UND | 698.28               | 13,326,074.95   | 19,084.14       | 17              |
| MARGARINA DE COCINA (UN)                           | UND | 3,524.00             | 13,111,883.00   | 3,720.74        | 49              |
| CHORIZO  | UND | 10,246.99            | 12,706,542.52   | 1,240.03        | 58              |
| Butifarra  | KG  | 916.83               | 12,624,009.53   | 13,769.19       | 22              |
| GARBANZO SECO                                      | KG  | 4,500.00             | 12,500,000.00   | 2,777.78        | 3               |
| PAPA CRIOLLA                                       | KG  | 9,542.00             | 12,323,259.33   | 1,291.48        | 22              |
| TOCINETA   | KG  | 985.20               | 12,033,722.00   | 12,214.50       | 22              |
| ACIDO GRASO DE SOYA                                | KG  | 6,740.00             | 12,017,300.00   | 1,782.98        | 2               |
| FRIJOL CARAOTA NACIONAL SECO                       | KG  | 4,450.00             | 12,015,000.00   | 2,700.00        | 2               |
| CARNE DE CERDO FRESCA O REFRIGERADA EN CORTES (KG) | UND | 1,971.40             | 11,615,200.00   | 5,891.85        | 9               |
| MANZANA  | UND | 6,795.00             | 10,456,520.00   | 1,538.86        | 34              |
| FRIJOL CARGAMANTO ROJO NACIONAL SECO               | UND | 3,200.00             | 10,270,705.00   | 3,209.60        | 21              |
| MAIZ AMARILLO NACIONAL HUMEDO                      | KG  | 10,400.00            | 10,040,000.00   | 965.38          | 2               |
| YOGURT   | LT  | 2,353.80             | 9,645,983.00    | 4,098.05        | 337             |



| Nombre Producto                            | Um  | Cantidad de Unidades | Total Negociado | Precio promedio | Cantidad Subya. |
|--|-----|----------------------|-----------------|-----------------|-----------------|
| MEZCLA DE VERDURAS VARIAS                  | KG  | 5,646.00             | 9,593,000.00    | 1,699.08        | 12              |
| PAPA R-12 NEGRA                            | KG  | 7,200.00             | 9,360,000.00    | 1,300.00        | 1               |
| JAMON                                      | KG  | 310.01               | 9,312,801.86    | 30,040.33       | 38              |
| ABONO ORGANICO                             | KG  | 40.00                | 9,200,000.00    | 230,000.00      | 3               |
| MELON                                      | KG  | 3,118.00             | 9,027,464.00    | 2,895.27        | 16              |
| SALCHICHON                                 | KG  | 1,328.68             | 8,983,637.74    | 6,761.33        | 10              |
| CUCHUCO                                    | KG  | 6,160.00             | 8,758,551.00    | 1,421.84        | 6               |
| PIMENTON FRESCO                            | KG  | 2,242.00             | 8,753,546.00    | 3,904.35        | 22              |
| FRUTAS EN ALMIBAR                          | UND | 1,681.00             | 8,639,127.00    | 5,139.28        | 72              |
| PROCESADO DE CERDO                         | KG  | 414.33               | 8,496,316.00    | 20,506.16       | 8               |
| PLATANO                                    | UND | 13,625.00            | 8,375,000.00    | 614.68          | 4               |
| LENTEJA SECA                               | UND | 6,600.00             | 7,994,497.00    | 1,211.29        | 27              |
| MARACUYA                                   | KG  | 2,956.00             | 7,974,826.00    | 2,697.84        | 14              |
| NARANJA                                    | KG  | 6,104.00             | 7,925,960.00    | 1,298.49        | 28              |
| Conserva de Alimentos                      | UND | 2,292.00             | 7,850,990.00    | 3,425.39        | 63              |
| VISCERAS DE VACUNO (KG)                    | KG  | 4,063.75             | 7,646,019.00    | 1,881.52        | 21              |
| UVA FRESCA                                 | KG  | 1,521.00             | 7,385,570.00    | 4,855.73        | 31              |
| PEPINO FRESCO                              | KG  | 5,511.00             | 7,200,090.00    | 1,306.49        | 33              |
| MANDARINA                                  | UND | 50,325.00            | 7,156,665.00    | 142.21          | 10              |
| CHAMPIÑON FRESCO                           | KG  | 1,538.61             | 7,133,417.00    | 4,636.27        | 35              |
| HABICHUELA FRESCA                          | KG  | 3,906.00             | 7,111,580.00    | 1,820.68        | 22              |
| FRIJOL CALIMA NACIONAL SECO                | UND | 2,925.00             | 7,013,524.00    | 2,397.79        | 15              |
| PIEL DE PAVO                               | KG  | 1,019.10             | 6,897,605.00    | 6,768.33        | 9               |
| REMOLIDO DE ARROZ                          | KG  | 25,170.00            | 6,815,900.00    | 270.79          | 2               |
| MANI COMBINADO                             | KG  | 4,680.00             | 6,592,286.00    | 1,408.61        | 80              |
| SALCHICHA DE CERDO                         | KG  | 804.97               | 6,485,240.11    | 8,056.50        | 33              |
| CEBOLLA LARGA FRESCA                       | KG  | 5,278.00             | 6,404,994.87    | 1,213.53        | 21              |
| VISCERAS DE PAVO                           | KG  | 2,825.50             | 6,281,470.00    | 2,223.14        | 168             |
| TUBERCULOS TIPO EXPORTACION                | KG  | 3,089.00             | 6,178,000.00    | 2,000.00        | 7               |
| ZANAHORIA FRESCA                           | KG  | 8,255.00             | 6,155,285.00    | 745.64          | 31              |
| PANELIN                                    | UND | 93.00                | 6,138,000.00    | 66,000.00       | 38              |
| CARNE                                      | KG  | 890.00               | 6,118,600.00    | 6,874.83        | 11              |
| carne de cerdo cadera                      | KG  | 681.70               | 6,067,130.00    | 8,900.00        | 2               |
| FRIJOL BOLON NACIONAL SECO                 | UND | 1,650.00             | 5,849,799.00    | 3,545.33        | 11              |
| YUCA CONSUMO HUMANO                        | KG  | 3,694.00             | 5,760,102.00    | 1,559.31        | 24              |
| Anchetas                                   | UND | 76.00                | 5,485,377.88    | 72,176.02       | 2               |
| SALCHICHON                                 | UND | 590.00               | 5,406,858.00    | 9,164.17        | 13              |
| CANELA ELABORADA                           | UND | 1,167.30             | 5,388,151.00    | 4,615.91        | 21              |
| GERMEN                                     | KG  | 9,780.00             | 5,379,000.00    | 550.00          | 1               |
| POLEN DE PALMA AFRICANA                    | KG  | 25.00                | 5,375,000.00    | 215,000.00      | 4               |
| FRIJOL NACIONAL                            | UND | 2,150.00             | 5,054,044.00    | 2,350.72        | 15              |
| ACEITE REFINADO DE OLIVA KG                | KG  | 250.00               | 5,000,000.00    | 20,000.00       | 1               |
| carne de res cogote                        | KG  | 499.00               | 4,890,200.00    | 9,800.00        | 1               |
| LIMON                                      | KG  | 2,903.00             | 4,722,165.00    | 1,626.65        | 30              |
| ABONO ORGANICO SOLIDO REFORZADO            | KG  | 101.00               | 4,692,010.00    | 46,455.54       | 20              |
| GALLINA PONEDORA (KG)                      | KG  | 491.19               | 4,586,929.00    | 9,338.40        | 7               |
| MAIZ DULCE                                 | UND | 950.00               | 4,585,000.00    | 4,826.32        | 6               |
| LINAZA                                     | KG  | 1,417.13             | 4,484,600.00    | 3,164.58        | 8               |
| ALIMENTO CONCENTRADO PARA CONEJOS Y CURIES | KG  | 3,780.00             | 4,422,022.00    | 1,169.85        | 21              |
| FRIJOL VERDE                               | KG  | 1,256.00             | 4,315,000.00    | 3,435.51        | 16              |
| ARROZ CASCARA NACIONAL SECO                | KG  | 19,110.00            | 4,162,950.00    | 217.84          | 2               |

| Nombre Producto                                   | Um  | Cantidad de Unidades | Total Negociado | Precio promedio | Cantidad Subya. |
|---|-----|----------------------|-----------------|-----------------|-----------------|
| MORTADELA   | KG  | 581.28               | 4,137,175.46    | 7,117.35        | 17              |
| ALIMENTO CONCENTRADO PARA CABRAS                  | KG  | 4,360.00             | 4,132,656.00    | 947.86          | 16              |
| FRIJOL RADICAL NACIONAL SECO                      | KG  | 1,480.00             | 4,107,000.00    | 2,775.00        | 1               |
| ARRACACHA FRESCA                                  | KG  | 2,113.00             | 3,993,705.00    | 1,890.06        | 22              |
| HARINA DE ALMENDRAS                               | KG  | 133.40               | 3,976,000.00    | 29,805.10       | 2               |
| MAZORCA FRESCA                                    | KG  | 1,115.63             | 3,854,255.00    | 3,454.79        | 15              |
| HUEVO FRESCO DE GALLINA BLANCO (KG)               | KG  | 13,560.00            | 3,783,600.00    | 279.03          | 5               |
| LECHUGA   | KG  | 2,275.50             | 3,720,092.00    | 1,634.85        | 51              |
| JAMONADA DE CERDO AHUMADA                         | KG  | 210.35               | 3,687,625.15    | 17,530.90       | 11              |
| CARNE DE VACUNO DE SEGUNDA                        | KG  | 599.80               | 3,661,110.00    | 6,103.88        | 9               |
| CHOCOLATE EN PASTA AMARGO                         | UND | 1,534.00             | 3,654,858.00    | 2,382.57        | 31              |
| ALPISTE   | KG  | 1,573.00             | 3,608,095.00    | 2,293.77        | 7               |
| SEMILLA PARA SIEMBRA (KG)                         | KG  | 1,630.00             | 3,601,728.00    | 2,209.65        | 5               |
| PLANTULAS   | UND | 600.00               | 3,600,000.00    | 6,000.00        | 1               |
| SARDINA ENTERA FRESCA O REFRIGERADA               | KG  | 1,488.00             | 3,568,906.00    | 2,398.46        | 3               |
| CARNE DE CERDO FRESCA O REFRIGERADA EN CANAL (UN) | UND | 234.00               | 3,517,736.00    | 15,033.06       | 22              |
| PAPAYA  | UND | 1,000.00             | 3,500,000.00    | 3,500.00        | 6               |
| AJONJOLI NACIONAL                                 | KG  | 416.50               | 3,457,700.00    | 8,301.80        | 6               |
| UCHUVA  | KG  | 972.00               | 3,451,200.00    | 3,550.62        | 7               |
| Panza o Callo de Res                              | KG  | 377.05               | 3,403,480.00    | 9,026.60        | 3               |
| MANGO   | UND | 11,040.00            | 3,367,200.00    | 305.00          | 2               |
| AHUYAMA   | KG  | 3,846.00             | 3,337,668.00    | 867.83          | 23              |
| GRANADILLA  | UND | 10,813.00            | 3,313,604.00    | 306.45          | 6               |
| Cafe  | UND | 1,414.00             | 3,305,258.00    | 2,337.52        | 30              |
| CREMA DE LECHE                                    | LT  | 720.00               | 3,294,000.00    | 4,575.00        | 1               |
| ATUN ENLATADO RALLADO EN AGUA (UN)                | UND | 1,056.00             | 3,292,976.00    | 3,118.35        | 10              |
| ARVEJA VERDE SECA                                 | UND | 3,573.00             | 3,149,296.00    | 881.42          | 27              |
| ALIMENTOS AGRICOLAS PRECOCIDOS                    | UND | 368.00               | 3,089,074.00    | 8,394.22        | 4               |
| FRIJOL DUBA NACIONAL SECO                         | UND | 1,250.00             | 3,067,022.00    | 2,453.62        | 9               |
| DURAZNOS EN CONSERVA                              | UND | 1,260.00             | 2,938,095.00    | 2,331.82        | 3               |
| SALCHICHA DE RES                                  | KG  | 216.00               | 2,902,462.00    | 13,437.32       | 8               |
| PISTACHOS   | KG  | 68.04                | 2,721,600.00    | 40,000.00       | 1               |
| PERA  | KG  | 375.00               | 2,488,050.00    | 6,634.80        | 8               |
| GUANABANA   | KG  | 805.00               | 2,485,000.00    | 3,086.96        | 8               |
| Bofe  | KG  | 596.45               | 2,413,280.00    | 4,046.07        | 3               |
| FRIJOL BLANQUILLO NACIONAL SECO                   | UND | 1,300.00             | 2,367,976.00    | 1,821.52        | 12              |
| FRIJOL CALIMA NACIONAL SECO                       | KG  | 460.00               | 2,355,200.00    | 5,120.00        | 2               |
| AGUACATE  | KG  | 1,468.00             | 2,346,650.00    | 1,598.54        | 11              |
| FRIJOL CARGAMANTO BLANCO NACIONAL SECO            | KG  | 311.00               | 2,342,550.00    | 7,532.32        | 2               |
| TOMATE MILANO                                     | KG  | 975.00               | 2,280,500.00    | 2,338.97        | 5               |
| CASCARA   | KG  | 32,490.00            | 2,274,300.00    | 70.00           | 3               |
| NARANJA   | UND | 18,910.00            | 2,269,200.00    | 120.00          | 8               |
| MANTEQUILLA                                       | KG  | 256.40               | 2,235,163.00    | 8,717.48        | 14              |
| FRESA   | KG  | 550.00               | 2,180,000.00    | 3,963.64        | 6               |
| MAIZ DULCE  | KG  | 1,070.00             | 2,132,000.00    | 1,992.52        | 7               |
| SALCHICHA DE RES                                  | UND | 468.00               | 2,126,308.00    | 4,543.39        | 20              |
| ALIMENTO CONCENTRADO PARA YEGUAS                  | KG  | 1,840.00             | 2,049,872.00    | 1,114.06        | 3               |
| MIXTURA DE CEREALES Y FRUTAS SECAS                | UND | 730.00               | 2,020,588.00    | 2,767.93        | 66              |
| FRIJOL CATALINO                                   | UND | 700.00               | 2,016,000.00    | 2,880.00        | 5               |
| Frutas  | KG  | 1,260.00             | 2,002,500.00    | 1,589.29        | 25              |
| ATUN ENLATADO RALLADO EN ACEITE (KG)              | KG  | 1,680.00             | 1,970,570.00    | 1,172.96        | 2               |



| Nombre Producto                          | Um  | Cantidad de Unidades | Total Negociado | Precio promedio | Cantidad Subya. |
|--|-----|----------------------|-----------------|-----------------|-----------------|
| REPOLLO FRESCO                           | KG  | 1,784.00             | 1,957,241.00    | 1,097.11        | 22              |
| ALIMENTO CONCENTRADO PARA PERROS         | KG  | 663.60               | 1,908,476.00    | 2,875.94        | 23              |
| PANELA EN CUBO                           | KG  | 480.00               | 1,878,155.00    | 3,912.82        | 12              |
| BOCADILLO                                | UND | 717.00               | 1,771,832.00    | 2,471.17        | 37              |
| TOMATE INDUSTRIAL FRESCO                 | KG  | 580.00               | 1,740,480.00    | 3,000.83        | 3               |
| ATUN ENLATADO LOMO FINO EN AGUA (KG)     | KG  | 720.00               | 1,663,860.00    | 2,310.92        | 2               |
| VISCERAS DE POLLO                        | KG  | 1,802.00             | 1,621,800.00    | 900.00          | 6               |
| Chuleta de Res                           | KG  | 54.00                | 1,620,000.00    | 30,000.00       | 1               |
| FRUTA CONFITADA                          | KG  | 300.00               | 1,620,000.00    | 5,400.00        | 1               |
| MANI SALADO                              | UND | 212.00               | 1,617,303.00    | 7,628.79        | 2               |
| PASTA ALIMENTICIA TIPO SECO              | UND | 2,616.00             | 1,576,393.00    | 602.60          | 22              |
| FECULA DE CEREALES                       | UND | 728.00               | 1,566,525.00    | 2,151.82        | 9               |
| YEMAS DE HUEVO FRESCAS                   | KG  | 519.00               | 1,557,000.00    | 3,000.00        | 1               |
| Aceite de oliva 100% puro                | UND | 178.00               | 1,537,256.00    | 8,636.27        | 15              |
| PANELA PULVERIZADA                       | UND | 22.00                | 1,496,000.00    | 68,000.00       | 15              |
| MAIZ TIERNO ENLATADO                     | UND | 634.00               | 1,462,630.00    | 2,306.99        | 14              |
| AREPA                                    | UND | 809.00               | 1,411,667.00    | 1,744.95        | 32              |
| VISCERAS DE CERDO (UN)                   | UND | 545.00               | 1,398,019.00    | 2,565.17        | 10              |
| BANANO FRESCO                            | UND | 10,657.00            | 1,363,700.00    | 127.96          | 2               |
| FRIJOL RADICAL NACIONAL SECO             | UND | 575.00               | 1,338,598.00    | 2,328.00        | 8               |
| ATUN ENLATADO RALLADO EN AGUA (KG)       | KG  | 1,152.00             | 1,331,088.00    | 1,155.46        | 2               |
| AZUCAR REFINADA (UN)                     | UND | 925.00               | 1,314,525.00    | 1,421.11        | 5               |
| LECHE DE COCO                            | LT  | 98.01                | 1,304,100.00    | 13,305.79       | 5               |
| MANDARINA                                | KG  | 1,098.00             | 1,277,310.00    | 1,163.31        | 13              |
| SALAMI INDUSTRIAL                        | UND | 35.20                | 1,277,092.09    | 36,281.03       | 11              |
| SAL YODADA Y REFINADA (UN)               | KG  | 2,100.00             | 1,260,408.00    | 600.19          | 14              |
| ESPINACA FRESCA                          | KG  | 638.00               | 1,251,799.00    | 1,962.07        | 22              |
| ATUN ENLATADO LOMO EN ACEITE (KG)        | KG  | 528.00               | 1,229,404.00    | 2,328.42        | 2               |
| MAIZ PETO                                | KG  | 1,000.00             | 1,205,000.00    | 1,205.00        | 1               |
| Aceite refinado de palma                 | UND | 120.00               | 1,193,277.00    | 9,943.98        | 1               |
| ALIMENTO CONCENTRADO PARA GATOS          | KG  | 249.00               | 1,179,563.00    | 4,737.20        | 11              |
| Filete de tilapia                        | KG  | 81.00                | 1,177,000.00    | 14,530.86       | 3               |
| CABANO DE CERDO                          | KG  | 98.00                | 1,155,808.00    | 11,793.96       | 9               |
| ALFALFA EN PELLET                        | KG  | 1,040.00             | 1,155,424.00    | 1,110.98        | 3               |
| GRASA DE CERDO                           | KG  | 336.08               | 1,115,617.00    | 3,319.50        | 15              |
| SALCHICHA DE CERDO                       | UND | 7.00                 | 1,092,721.00    | 156,103.00      | 3               |
| CILANTRO                                 | KG  | 585.00               | 1,092,615.00    | 1,867.72        | 34              |
| UVAS PASAS                               | UND | 564.00               | 1,086,452.00    | 1,926.33        | 8               |
| Carne Molida de Res                      | KG  | 81.40                | 1,050,060.00    | 12,900.00       | 4               |
| Cereza                                   | UND | 169.00               | 1,030,037.00    | 6,094.89        | 18              |
| SALSA DE TOMATE                          | UND | 794.00               | 1,015,025.00    | 1,278.37        | 17              |
| Jamon de pavo                            | KG  | 46.20                | 1,012,704.00    | 21,920.00       | 2               |
| AVENA EN HOJUELAS (UN)                   | UND | 576.00               | 1,011,940.00    | 1,756.84        | 11              |
| MAIZ AMARILLO NACIONAL SECO              | UND | 1,000.00             | 1,007,443.00    | 1,007.44        | 16              |
| LECHE EN POLVO DESCREMADA IMPORTADA (UN) | UND | 150.00               | 1,006,846.00    | 6,712.31        | 2               |
| KIWI                                     | KG  | 166.00               | 999,000.00      | 6,018.07        | 9               |
| Salchicha Viena                          | UND | 232.00               | 998,496.00      | 4,303.86        | 5               |
| HARINA DE MAIZ ZOOTECNICA                | KG  | 1,336.00             | 972,354.00      | 727.81          | 1               |
| MAYONESA                                 | UND | 612.00               | 967,538.00      | 1,580.94        | 17              |
| Coco Deshidratado                        | UND | 456.00               | 959,331.00      | 2,103.80        | 7               |
| COCO FRESCO                              | UND | 384.00               | 934,799.00      | 2,434.37        | 12              |

| Nombre Producto                                    | Um  | Cantidad de Unidades | Total Negociado | Precio promedio | Cantidad Subya. |
|--|-----|----------------------|-----------------|-----------------|-----------------|
| BREVA FRESCA                                       | KG  | 214.00               | 924,500.00      | 4,320.09        | 3               |
| carne de cerdo bondiola                            | KG  | 51.30                | 872,100.00      | 17,000.00       | 5               |
| OSOBUCO  | KG  | 108.45               | 847,360.00      | 7,813.37        | 4               |
| JENGIBRE ELABORADO                                 | KG  | 138.00               | 832,000.00      | 6,028.99        | 2               |
| ALPISTE  | UND | 750.00               | 818,967.00      | 1,091.96        | 13              |
| PANELA GRANULADA                                   | KG  | 178.00               | 807,219.00      | 4,534.94        | 5               |
| HUESO DE CERDO                                     | KG  | 7,608.00             | 804,800.00      | 105.78          | 16              |
| MANI EN GRANO                                      | KG  | 100.00               | 800,000.00      | 8,000.00        | 2               |
| HARINA DE TRIGO DE PRIMERA EN BOLSA DE POLIETILENO | KG  | 537.50               | 770,337.00      | 1,433.19        | 6               |
| MAIZ PIRA SECO                                     | UND | 700.00               | 767,249.00      | 1,096.07        | 14              |
| SAL YODADA Y REFINADA (UN)                         | UND | 2,109.00             | 762,786.00      | 361.68          | 19              |
| Dátiles  | KG  | 40.80                | 744,600.00      | 18,250.00       | 2               |
| CURUBA   | KG  | 620.00               | 744,000.00      | 1,200.00        | 5               |
| HAMBURGUESA DE RES X 100 GR                        | KG  | 100.00               | 710,400.00      | 7,104.00        | 5               |
| GARBANZO SECO                                      | UND | 350.00               | 686,490.00      | 1,961.40        | 11              |
| ACELGA   | KG  | 457.00               | 678,924.00      | 1,485.61        | 20              |
| REMOLACHA  | KG  | 1,058.00             | 661,085.00      | 624.84          | 15              |
| Arroz Arborio                                      | KG  | 34.43                | 646,000.00      | 18,763.80       | 3               |
| AGRAZ  | KG  | 41.38                | 645,000.00      | 15,589.12       | 19              |
| PIÑA   | UND | 144.00               | 635,863.00      | 4,415.72        | 6               |
| CLAVO DE OLOR ELABORADO                            | UND | 408.00               | 633,990.00      | 1,553.90        | 11              |
| ARANDANOS  | KG  | 21.75                | 580,000.00      | 26,666.67       | 18              |
| FRIJOL IMPORTADO SECO                              | KG  | 200.00               | 560,000.00      | 2,800.00        | 2               |
| BROCOLI FRESCO                                     | KG  | 270.00               | 550,000.00      | 2,037.04        | 18              |
| Aceite refinado de soya                            | UND | 408.00               | 534,276.00      | 1,309.50        | 7               |
| CALABACIN  | KG  | 410.00               | 534,000.00      | 1,302.44        | 23              |
| TE ELABORADO                                       | UND | 42.00                | 528,970.00      | 12,594.52       | 1               |
| Miel de Maple                                      | KG  | 62.40                | 504,000.00      | 8,076.92        | 1               |
| VISCERAS DE CERDO (KG)                             | KG  | 250.00               | 500,000.00      | 2,000.00        | 5               |
| FRIJOL LIMA NACIONAL SECO                          | KG  | 250.00               | 489,800.00      | 1,959.20        | 2               |
| Avena Instantanea                                  | UND | 162.00               | 489,065.00      | 3,018.92        | 10              |
| COLIFLOR   | KG  | 230.00               | 485,000.00      | 2,108.70        | 16              |
| MARGARINA DE MESA (UN)                             | UND | 580.00               | 481,073.00      | 829.44          | 11              |
| FRIJOL BOLA ROJA NACIONAL SECO                     | UND | 125.00               | 475,000.00      | 3,800.00        | 1               |
| PITAHAYA   | KG  | 145.00               | 462,500.00      | 3,189.66        | 7               |
| SUBPRODUCTOS CARNICOS                              | KG  | 1,129.00             | 446,400.00      | 395.39          | 10              |
| COMINO ELABORADO                                   | UND | 548.00               | 443,575.00      | 809.44          | 20              |
| APIO   | KG  | 412.00               | 441,051.00      | 1,070.51        | 21              |
| FECULA DE CEREALES                                 | KG  | 75.76                | 438,961.00      | 5,794.10        | 6               |
| PASTA ALIMENTICIA TIPO SOPA                        | UND | 624.00               | 434,897.00      | 696.95          | 7               |
| HOJUELAS DE CEBADA                                 | KG  | 250.00               | 430,000.00      | 1,720.00        | 1               |
| CIRUELA FRESCA                                     | KG  | 151.50               | 403,900.00      | 2,666.01        | 13              |
| TOCINETA   | UND | 53.00                | 398,798.00      | 7,524.49        | 4               |
| MANZANA  | KG  | 69.00                | 357,207.00      | 5,176.91        | 6               |
| JENGIBRE ELABORADO                                 | UND | 124.25               | 340,792.00      | 2,742.79        | 21              |
| ARVEJA AMARILLA SECA                               | KG  | 175.00               | 322,000.00      | 1,840.00        | 3               |
| MEZCLA DE CONDIMENTOS                              | UND | 168.00               | 318,067.00      | 1,893.26        | 11              |
| HUESO DE POLLO                                     | KG  | 184.10               | 316,950.00      | 1,721.62        | 6               |
| DURAZNO  | KG  | 147.00               | 311,100.00      | 2,116.33        | 9               |
| ARROZ BLANCO NACIONAL EN BOLSA DE POLIETILENO      | UND | 33.00                | 307,222.00      | 9,309.76        | 4               |
| Chorizo de Ternera                                 | KG  | 32.06                | 294,006.62      | 9,170.51        | 5               |

| Nombre Producto                                  | Um  | Cantidad de Unidades | Total Negociado | Precio promedio | Cantidad Subya. |
|--|-----|----------------------|-----------------|-----------------|-----------------|
| SOBRES DE AZUCAR                                 | UND | 80.00                | 285,057.00      | 3,563.21        | 2               |
| HARINA DE PLATANO                                | UND | 161.00               | 284,886.00      | 1,769.48        | 13              |
| PEREJIL  | KG  | 90.00                | 278,151.00      | 3,090.57        | 33              |
| CARNE DE HAMBURGUESA                             | UND | 95.00                | 274,302.00      | 2,887.39        | 11              |
| FEIJOA   | KG  | 97.50                | 272,500.00      | 2,794.87        | 7               |
| Salchicha de Ternera                             | KG  | 10.78                | 267,538.04      | 24,818.00       | 5               |
| Hortalizas                                       | KG  | 66.50                | 265,000.00      | 3,984.96        | 24              |
| Adobo  | UND | 192.00               | 256,373.00      | 1,335.28        | 12              |
| CARNE DE CORDERO FRESCA O REFRIGERADA DESPOSTADA | KG  | 7.51                 | 250,299.00      | 33,328.76       | 6               |
| SALCHICHA ENLATADA TIPO FRANKFURT                | KG  | 12.67                | 233,208.98      | 18,406.39       | 3               |
| AJO  | UND | 208.00               | 230,635.00      | 1,108.82        | 10              |
| VINAGRE BLANCO                                   | UND | 198.00               | 229,424.00      | 1,158.71        | 7               |
| ALOE VERA  | KG  | 190.00               | 228,000.00      | 1,200.00        | 12              |
| POLLO RELLENO                                    | KG  | 6.25                 | 227,887.50      | 36,462.00       | 2               |
| HIERBAS AROMATICAS                               | UND | 240.00               | 227,507.00      | 947.95          | 19              |
| AVENA MOLIDA                                     | UND | 208.00               | 225,203.00      | 1,082.71        | 7               |
| Cebolla puerro                                   | KG  | 70.00                | 220,000.00      | 3,142.86        | 8               |
| OREGANO MOLIDO                                   | UND | 196.00               | 197,686.00      | 1,008.60        | 10              |
| COCOA EN POLVO                                   | KG  | 18.00                | 196,594.00      | 10,921.89       | 1               |
| Color para alimentos                             | UND | 252.00               | 193,837.00      | 769.19          | 17              |
| COCO FRESCO                                      | KG  | 40.00                | 192,000.00      | 4,800.00        | 2               |
| Gulupa   | KG  | 54.00                | 183,600.00      | 3,400.00        | 4               |
| ACEITE REFINADO DE GIRASOL (LT)                  | UND | 12.00                | 179,872.00      | 14,989.33       | 1               |
| CHOCOLATE EN POLVO CON AZUCAR                    | KG  | 9.60                 | 178,608.00      | 18,605.00       | 1               |
| PEZUÑAS  | KG  | 49.90                | 174,180.00      | 3,490.58        | 3               |
| MEZCLA DE EMBUTIDOS VARIOS                       | KG  | 16.00                | 173,550.00      | 10,846.88       | 2               |
| CODORNIZ EN PIE                                  | UND | 4.65                 | 173,166.00      | 37,240.00       | 1               |
| CIDRA-GUATILA-CHAYOTE                            | KG  | 170.00               | 170,000.00      | 1,000.00        | 7               |
| Salsa de Soya                                    | UND | 117.00               | 164,681.00      | 1,407.53        | 11              |
| ARVEJA CON ZANAHORIA ENLATADO                    | UND | 102.00               | 160,147.00      | 1,570.07        | 5               |
| MERMELADAS                                       | UND | 120.00               | 159,655.00      | 1,330.46        | 9               |
| BERENJENA  | KG  | 92.00                | 159,600.00      | 1,734.78        | 3               |
| SEMILLA PARA SIEMBRA (KG)                        | UND | 175.00               | 153,804.00      | 878.88          | 6               |
| Filete de anchoa                                 | KG  | 1.15                 | 151,200.00      | 131,250.00      | 1               |
| TOMILLO SIN ELABORAR                             | KG  | 31.00                | 139,941.00      | 4,514.23        | 19              |
| ULLUCO   | KG  | 40.00                | 134,200.00      | 3,355.00        | 4               |
| ALMENDRA   | UND | 24.00                | 129,694.00      | 5,403.92        | 2               |
| CANELA ELABORADA                                 | KG  | 2.50                 | 127,877.00      | 51,150.80       | 1               |
| CUCHUCO  | UND | 171.00               | 126,647.00      | 740.63          | 2               |
| Tomate rinon                                     | KG  | 84.00                | 120,000.00      | 1,428.57        | 2               |
| ACEITE REFINADO DE GIRASOL (KG)                  | UND | 24.00                | 119,580.00      | 4,982.50        | 2               |
| PULPA  | UND | 60.00                | 118,360.00      | 1,972.67        | 4               |
| PATO EN PIE                                      | KG  | 4.82                 | 115,996.00      | 24,065.56       | 1               |
| Nuggets de pollo                                 | UND | 30.00                | 105,882.00      | 3,529.40        | 2               |
| ALMIDON DE TUBERCULOS Y RAICES                   | KG  | 24.00                | 104,283.00      | 4,345.13        | 2               |
| CABEZA   | KG  | 3.93                 | 93,007.38       | 23,666.00       | 1               |
| TRITURADO  | KG  | 100.00               | 92,000.00       | 920.00          | 1               |
| Alcaparra  | UND | 36.00                | 90,826.00       | 2,522.94        | 4               |
| NUEZ MOSCADA ELABORADA                           | UND | 60.00                | 89,980.00       | 1,499.67        | 5               |
| SALSA NEGRA                                      | UND | 60.00                | 87,670.00       | 1,461.17        | 5               |
| Jamon de cordero                                 | KG  | 2.00                 | 79,320.00       | 39,660.00       | 1               |

| Nombre Producto                        | Um  | Cantidad de Unidades | Total Negociado           | Precio promedio | Cantidad Subya. |
|--|-----|----------------------|---------------------------|-----------------|-----------------|
| Salsa rosada                           | UND | 38.00                | 78,955.00                 | 2,077.76        | 4               |
| PIMIENTA ELABORADA                     | UND | 84.00                | 74,700.00                 | 889.29          | 6               |
| ACEITE REFINADO DE CANOLA (LT)         | UND | 12.00                | 72,699.00                 | 6,058.25        | 1               |
| Salsa para carne                       | UND | 46.00                | 72,223.00                 | 1,570.07        | 6               |
| CONDIMENTOS MEZCLADOS                  | UND | 72.00                | 72,186.00                 | 1,002.58        | 6               |
| PAN                                    | KG  | 20.00                | 71,380.00                 | 3,569.00        | 2               |
| SALSA INGLESA                          | UND | 48.00                | 68,608.00                 | 1,429.33        | 3               |
| FRAMBUESAS                             | KG  | 1.50                 | 67,500.00                 | 45,000.00       | 2               |
| LAUREL                                 | UND | 72.00                | 63,741.00                 | 885.29          | 5               |
| MANI EN GRANO                          | UND | 48.00                | 59,448.00                 | 1,238.50        | 4               |
| LECHE DE SOYA EN POLVO                 | UND | 16.00                | 59,304.00                 | 3,706.50        | 2               |
| Aceituna                               | UND | 24.00                | 56,915.00                 | 2,371.46        | 2               |
| Azafran                                | UND | 96.00                | 55,497.00                 | 578.09          | 7               |
| MAIZ TOSTADO                           | KG  | 5.00                 | 52,500.00                 | 10,500.00       | 1               |
| MEZCLA DE EMBUTIDOS VARIOS             | UND | 1.00                 | 50,420.16                 | 50,420.16       | 1               |
| PASTA ALIMENTICIA TIPO SOPA            | KG  | 24.00                | 47,872.00                 | 1,994.67        | 1               |
| MANI CUBIERTO                          | UND | 24.00                | 44,458.00                 | 1,852.42        | 2               |
| Manzanilla                             | UND | 48.00                | 43,836.00                 | 913.25          | 4               |
| BOLDO                                  | UND | 48.00                | 43,836.00                 | 913.25          | 4               |
| CHAMPIÑON FRESCO                       | UND | 12.00                | 43,131.00                 | 3,594.25        | 1               |
| TOMATE                                 | KG  | 10.00                | 40,000.00                 | 4,000.00        | 8               |
| ANIS SIN ELABORAR                      | UND | 48.00                | 39,812.00                 | 829.42          | 3               |
| Pincho de Pollo                        | UND | 10.00                | 35,294.00                 | 3,529.40        | 1               |
| CURCUMA ELABORADA                      | UND | 7.00                 | 35,000.00                 | 5,000.00        | 7               |
| CEBOLLA CABEZONA                       | UND | 36.00                | 32,876.00                 | 913.22          | 2               |
| CIMARRON DESHIDRATADO                  | KG  | 20.00                | 32,628.00                 | 1,631.40        | 7               |
| QUINUA SECO                            | KG  | 1.50                 | 30,000.00                 | 20,000.00       | 3               |
| MARISCOS                               | KG  | 0.69                 | 28,350.00                 | 41,086.96       | 1               |
| JAMONADA                               | UND | 11.00                | 24,358.00                 | 2,214.36        | 3               |
| Albahaca                               | UND | 24.00                | 21,918.00                 | 913.25          | 2               |
| Compota de frutas                      | KG  | 2.71                 | 19,488.00                 | 7,185.84        | 1               |
| HUEVO FRESCO DE CODORNIZ               | UND | 96.00                | 13,200.00                 | 137.50          | 1               |
| APIO                                   | UND | 12.00                | 13,041.00                 | 1,086.75        | 1               |
| CILANTRO                               | UND | 12.00                | 10,959.00                 | 913.25          | 1               |
| TOMILLO SIN ELABORAR                   | UND | 12.00                | 10,959.00                 | 913.25          | 1               |
| CEBADA PERLADA                         | KG  | 1.50                 | 10,142.00                 | 6,761.33        | 1               |
| Aji Molido                             | UND | 12.00                | 8,546.00                  | 712.17          | 1               |
| ADITIVOS PARA ALIMENTOS                | UND | 12.00                | 7,942.00                  | 661.83          | 1               |
| <b>Total Registro de Factura (RF).</b> |     |                      | <b>132,820,093,266.78</b> |                 | <b>26,554</b>   |

El precio promedio para los Registros de Facturas está afectado por el registro en la diferentes ciudades y es susceptible a modificación; según los términos y condiciones pactadas en el Reglamento de la BMC EXCHANGE.

### Posturas de Referencia Financieros

| Tipo        | Negocio | Descripcion                                     | valor negocio  | dias plazo | valor tasa venta % | Punta   |
|-------------|---------|---|----------------|------------|--------------------|---------|
| FINANCIEROS | CDMCR   | REPO SOBRE CDM SIN INTERPOSICION DE CONTRAPARTE | 397,500,362.00 | 180        | 0                  | Demanda |

### Posturas de Referencia Físicos

| Tipo | Negocio | Producto | Unidad | Cantidad | Sitio Entrega | Precio Venta | Precio Compra | Punta |
|------|---------|----------|--------|----------|---------------|--------------|---------------|-------|
|------|---------|----------|--------|----------|---------------|--------------|---------------|-------|

| Tipo2   | Negocio | Producto                                     | Unidad | Cantidad | Sitio Entrega | Precio Venta       | Precio Compra | Punta   |
|---------|---------|--|--------|----------|---------------|--------------------|---------------|---------|
| FORWARD | FRWMCP  | LOTE MOBILIARIO                              | UNIDAD | 1        | BOGOTA D.C.   | 484,000,00<br>0.00 | 0.00          | Demanda |
|         | FRWMCP  | Servicio de vigilancia y medios tecnologicos | UNIDAD | 1        | BOGOTA D.C.   | 213,424,24<br>8.00 | 0.00          | Demanda |
|         | FRWMCP  | LOTE MOBILIARIO                              | UNIDAD | 1        | BOGOTA D.C.   | 436,000,00<br>0.00 | 0.00          | Oferta  |
|         | FRWMCP  | Servicio de vigilancia y medios tecnologicos | UNIDAD | 1        | BOGOTA D.C.   | 213,000,00<br>0.00 | 0.00          | Demanda |
|         | FRWMCP  | LOTE MOBILIARIO                              | UNIDAD | 1        | BOGOTA D.C.   | 393,000,00<br>0.00 | 0.00          | Oferta  |
|         | FRWMCP  | Servicio de vigilancia y medios tecnologicos | UNIDAD | 1        | BOGOTA D.C.   | 192,000,00<br>0.00 | 0.00          | Demanda |

### Suspensiones Rueda por Rompimientos de Precios Físicos

| Consec. Interno | Producto                                     | Sitio Entrega | Unidad Medida | Precio Piso Inicial | Precio Techo Inicial | Precio Ruptura c | Precio Ruptura v | precio piso actual | precio techo actual |
|-----------------|--|---------------|---------------|---------------------|----------------------|------------------|------------------|--------------------|---------------------|
| 30364016        | Servicio de vigilancia y medios tecnologicos | BOGOTA D.C.   | UND           | 237,138,053         | 320,833,837          | 0                | 213,424,248      | 213,424,248        | 288,750,453         |
| 30364016        | Servicio de vigilancia y medios tecnologicos | BOGOTA D.C.   | UND           | 213,424,248         | 288,750,453          | 0                | 213,000,000      | 192,081,823        | 259,875,408         |
| 30364016        | Servicio de vigilancia y medios tecnologicos | BOGOTA D.C.   | UND           | 192,081,823         | 259,875,408          | 0                | 192,000,000      | 172,873,641        | 233,887,867         |
| 30364074        | LOTE MOBILIARIO                              | BOGOTA D.C.   | UND           | 485,435,679         | 656,765,919          | 0                | 484,000,000      | 436,892,111        | 591,089,327         |
| 30364074        | LOTE MOBILIARIO                              | BOGOTA D.C.   | UND           | 436,892,111         | 591,089,327          | 0                | 436,000,000      | 393,202,900        | 531,980,394         |
| 30364074        | LOTE MOBILIARIO                              | BOGOTA D.C.   | UND           | 393,202,900         | 531,980,394          | 0                | 393,000,000      | 353,882,610        | 478,782,355         |

### Subasta

### Operaciones Anuladas OMA's

| Nombre Producto | Total negocio | Cantidad | Número Ope. | Descripcion | Descripcion subyacente | Cantidad |
|-----------------|---------------|----------|-------------|-------------|------------------------|----------|
|-----------------|---------------|----------|-------------|-------------|------------------------|----------|

### Operaciones Anuladas.

| Número Operacion | Fecha Operación | Número Oficio Anulación | Fecha Anulación | Causa Anulación |
|------------------|-----------------|-------------------------|-----------------|-----------------|
|------------------|-----------------|-------------------------|-----------------|-----------------|

## (ID's) COMPRAS PENDIENTES DE CIERRE 24 DE DICIEMBRE DE 2018

### Señores

Representantes legales, operadores de las sociedades comisionistas miembros de la BMC Bolsa Mercantil de Colombia S.A. y público en general a continuación se relaciona el listado de ID's pendientes de cierre al día de hoy.

### ID's PENDIENTES DE CERRAR RUEDAS ANTERIORES

| ID       | CODIGO SUBYACENTE CARACTERISTICA | DESCRIPCION SUBYACENTE   | RAZON SOCIAL COMISIONISTA COMPRADOR | FECHA INICIAL DE COMPRA |
|----------|----------------------------------|--|-------------------------------------|-------------------------|
| 30364016 | 6578                             | Servicio de vigilancia y medios tecnologicos - SERVICIO DE VIGILANCIA Y SEGURIDAD PRIVADA EN CONJUNTO CON MEDIOS TECNOLOGICOS - UNIDAD - SIN EMPAQUE - PROCESADO | CORREAGRO S.A.                      | 2018-12-21              |
| 30364074 | 4601                             | LOTE MOBILIARIO - Varios - UNIDAD - EMPACADO(A) - PROCESADO  | CORREAGRO S.A.                      | 2018-12-21              |
| 30342824 | 1307                             | ACEITE CRUDO DE PALMA - 1342-SC - KILOGRAMO - SIN EMPAQUE - NATURAL  | MERCADO Y BOLSA S.A.                | 2018-12-19              |



