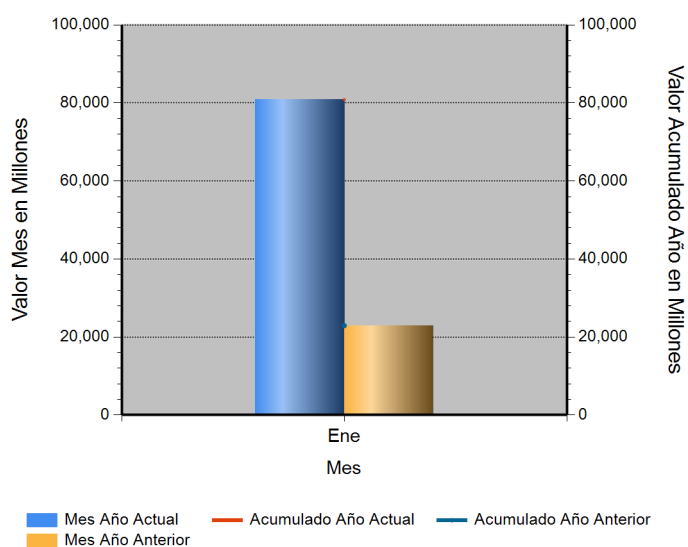


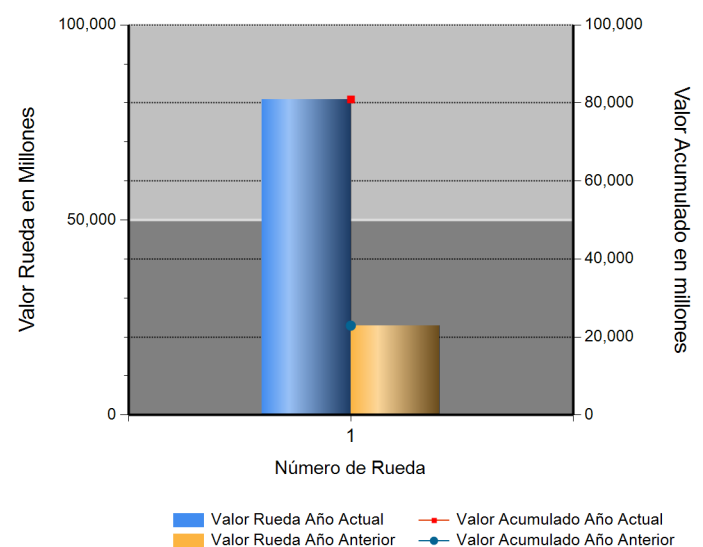
| Id | Descripción | Valor Año Anterior en Millones | Valor Año Actual en Millones | Variación % |
|----|-----------------------|--------------------------------|------------------------------|-------------|
| 1 | No. RUEDA | 1 | 1 | |
| 2 | TOTAL RUEDA | 22,917.40 | 80,902.27 | 253.02 |
| 3 | RF 1/ | 22,917.40 | 79,723.47 | 247.87 |
| 4 | ABIERTAS 2/ | 0.00 | 1,178.80 | ND |
| 5 | -Financieras | 0.00 | 1,178.80 | ND |
| 6 | -Físicos-Disponibles | 0.00 | 0.00 | 0.00 |
| 7 | -Forwards | 0.00 | 0.00 | 0.00 |
| 8 | -Subastas 3/ | 0.00 | 0.00 | 0.00 |
| 9 | ACUMULADO AÑO | 22,917.40 | 80,902.27 | 253.02 |
| 10 | RF 1/ | 22,917.40 | 79,723.47 | 247.87 |
| 11 | ABIERTAS 2/ | 0.00 | 1,178.80 | ND |
| 12 | -Financieras | 0.00 | 1,178.80 | ND |
| 13 | -Físicos-Disponibles | 0.00 | 0.00 | 0.00 |
| 14 | -Forwards | 0.00 | 0.00 | 0.00 |
| 15 | -Subastas 3/ | 0.00 | 0.00 | 0.00 |
| 16 | PROMEDIO RUEDA DIARIA | 22,917.40 | 80,902.27 | 253.02 |

1/. Registro de Factura. 2/. Incluye Físicos, Forwards, Financieros y Subastas 3/. Inherente a Convenios con el MADR. */ **Reglamento BMC EXCHANGE "Sección 3. Corrección de Operaciones. Artículo 3.2.3.1. Corrección de Operaciones"**. Tratándose de Registro de Facturas se podrán admitir correcciones sobre errores aritméticos, de mecanografía, digitación u omisiones simples y fácilmente comprobables en la determinación de la calidad, cantidad, parte interesada, unidad de medida y demás información que haya sido reportada a la Bolsa. (ND = No Definido)

Evolución Mensual Año Corriente (2018)




Evolución Diaria Mes Corriente (Enero)



Operaciones Financieras

| Nombre Producto | Descripción - Subyacente | Plazo | Valor Presente | Valor Futuro | Tasa Min % | Tasa Max % | Tasa Cierre % | Cantidad Opera. |
|--|---|----------------|------------------|------------------|------------|------------|---------------|-----------------|
| REPO SOBRE CDM SIN INTER. DE CONTRA FAG. | FIBRA DE ALGODON EN TRANSFORMACION | (151-180) días | 1,178,796,920.00 | 1,234,337,723.00 | 9.85 | 9.90 | 9.90 | 2 |
| | Total REPO SOBRE CDM SIN INTER. DE CONTRA FAG. | | 1,178,796,920.00 | 1,234,337,723.00 | | | | 2 |

Operaciones Financieras Valor Presente



Esta información corresponde a las Operaciones Financieras registradas en la Rueda 1 del 01/02/2018.

Operaciones Físicas

| Descripción | Descripción Subyacente | Ubicación | Um | Precio Promedio | Total Negociado | Cantidad Unidades | Precio Min. | Precio Max. | Cantidad Opos. |
|-------------|------------------------|-----------|----|-----------------|-----------------|-------------------|-------------|-------------|----------------|
|-------------|------------------------|-----------|----|-----------------|-----------------|-------------------|-------------|-------------|----------------|

Registro de Factura

| Nombre Producto | Um | Cantidad de Unidades | Total Negociado | Precio promedio | Cantidad Subya. |
|--|-----|----------------------|-------------------|-----------------|-----------------|
| AZUCAR BLANCO | KG | 17,781,298.95 | 31,823,266,147.51 | 1,789.70 | 1179 |
| POLLO BENEFICIADO | KG | 1,038,566.75 | 3,329,960,723.00 | 3,206.30 | 212 |
| MAIZ AMARILLO IMPORTADO | KG | 4,347,485.83 | 3,284,872,647.21 | 755.58 | 73 |
| ALIMENTO CONCENTRADO PARA AVES | KG | 2,708,736.00 | 3,110,134,584.46 | 1,148.19 | 436 |
| HUEVO FRESCO DE GALLINA ROJO (UN) | UND | 8,923,519.00 | 2,779,143,292.00 | 311.44 | 244 |
| NOVILLO (KG) | KG | 433,238.40 | 1,987,531,678.00 | 4,587.62 | 38 |
| ALIMENTO CONCENTRADO PARA CERDOS | KG | 1,501,706.00 | 1,922,390,795.99 | 1,280.14 | 519 |
| CAFE PASILLA | KG | 622,050.00 | 1,873,095,750.00 | 3,011.17 | 11 |
| CAFE PERGAMINO | KG | 293,563.00 | 1,838,639,465.00 | 6,263.19 | 6 |
| CARNE DE CERDO FRESCA O REFRIGERADA EN CANAL (KG) | KG | 234,273.57 | 1,786,259,148.65 | 7,624.67 | 266 |
| ARROZ BLANCO NACIONAL EN SACO | KG | 826,969.92 | 1,612,221,611.00 | 1,949.55 | 379 |
| GANADO | KG | 359,362.00 | 1,541,946,072.99 | 4,290.79 | 47 |
| CARNE DE CERDO FRESCA O REFRIGERADA EN CORTES (KG) | KG | 180,478.71 | 1,499,472,616.29 | 8,308.31 | 214 |
| ARROZ BLANCO IMPORTADO | KG | 678,910.00 | 1,222,038,000.00 | 1,800.00 | 3 |
| TORTA DE SOYA IMPORTADA | KG | 1,025,894.57 | 1,178,886,194.20 | 1,149.13 | 10 |
| NOVILLO (UN) | UND | 63,282.00 | 1,063,273,550.00 | 16,802.15 | 23 |
| ARROZ BLANCO NACIONAL EN BOLSA DE POLIETILENO | KG | 462,998.75 | 974,052,004.44 | 2,103.79 | 44 |
| CAFE EXCELSE | KG | 100,660.00 | 956,440,268.00 | 9,501.69 | 8 |
| CARNE DE VACUNO FRESCA O REFRIGERADA EN CANAL | KG | 80,526.48 | 839,225,108.48 | 10,421.73 | 158 |
| PRODUCTOS LACTEOS POR LOTE | UND | 150.00 | 768,283,175.00 | 5,121,887.83 | 150 |
| GANADO | UND | 265.00 | 642,552,698.00 | 2,424,727.16 | 8 |
| QUESO (KG) | KG | 63,411.65 | 629,326,004.00 | 9,924.45 | 240 |
| CARNE DE CERDO CONGELADA EN CORTES | KG | 54,621.59 | 619,181,156.87 | 11,335.83 | 235 |
| ARROZ CASCARA NACIONAL HUMEDO | KG | 772,405.74 | 601,862,124.89 | 779.20 | 37 |
| ABONO INORGANICO COMPUESTO | KG | 597,444.00 | 570,276,015.00 | 954.53 | 330 |
| PAPA CAPIRA | KG | 479,476.00 | 564,129,937.00 | 1,176.56 | 74 |
| ACEITE CRUDO DE PALMISTE | KG | 124,590.00 | 543,799,800.00 | 4,364.71 | 2 |
| OLEINA DE PALMA COMESTIBLE | LT | 163,798.50 | 468,092,575.01 | 2,857.73 | 62 |
| ACEITE CRUDO DE PALMA | KG | 199,228.83 | 441,582,770.02 | 2,216.46 | 13 |

| Nombre Producto | Um | Cantidad de Unidades | Total Negociado | Precio promedio | Cantidad Subya. |
|---|-----|----------------------|-----------------|-----------------|-----------------|
| POLLO EN PIE | KG | 13,410.00 | 46,935,000.00 | 3,500.00 | 5 |
| TOCINO | KG | 13,489.10 | 46,451,057.68 | 3,443.60 | 36 |
| CEBOLLA CABEZONA | KG | 23,265.00 | 46,370,172.92 | 1,993.13 | 23 |
| VEGETALES ENCURTIDOS | KG | 11,752.00 | 45,571,417.00 | 3,877.76 | 232 |
| MANI CUBIERTO | KG | 6,270.00 | 45,338,370.00 | 7,231.00 | 1 |
| ARROZ CRISTAL CONSUMO HUMANO | KG | 54,967.50 | 44,950,500.00 | 817.77 | 11 |
| NUEZ | KG | 1,381.00 | 41,965,736.36 | 30,387.93 | 6 |
| HARINA DE MAIZ PRECOCIDA | KG | 23,048.96 | 41,325,079.00 | 1,792.93 | 22 |
| FRIJOL ROSADO NACIONAL SECO | KG | 9,759.19 | 40,988,600.02 | 4,200.00 | 2 |
| COMINO ELABORADO | KG | 4,076.00 | 40,887,209.32 | 10,031.21 | 21 |
| SEMILLAS | UND | 6,000.00 | 40,800,000.00 | 6,800.00 | 1 |
| CARNE | UND | 7.00 | 40,326,636.00 | 5,760,948.00 | 7 |
| ARROZ CRISTAL INDUSTRIAL | KG | 52,423.16 | 39,391,510.00 | 751.41 | 7 |
| MAIZ AMARILLO NACIONAL SECO | KG | 39,485.00 | 38,944,663.00 | 986.32 | 13 |
| PIEL FRESCA DE RES (KG) | KG | 45,109.30 | 38,564,565.00 | 854.91 | 5 |
| LENTEJA SECA | KG | 11,359.08 | 38,404,801.96 | 3,380.98 | 45 |
| VISCERAS DE VACUNO (UN) | UND | 344.00 | 35,970,000.00 | 104,563.95 | 31 |
| PREMEZCLAS PARA ALIMENTOS CONCENTRADOS | KG | 57,280.50 | 34,023,844.00 | 593.99 | 39 |
| TOMATE DE ARBOL | KG | 20,451.00 | 31,903,950.00 | 1,560.02 | 8 |
| ACIDO GRASO DE SOYA | KG | 27,800.00 | 31,414,000.00 | 1,130.00 | 1 |
| MIEL VIRGEN | KG | 62,680.00 | 31,340,000.00 | 500.00 | 2 |
| SAL INDUSTRIAL | KG | 92,279.44 | 30,959,159.00 | 335.49 | 15 |
| MIEL DE PURGA | KG | 112,860.00 | 28,325,950.00 | 250.98 | 6 |
| GRANZA | KG | 36,750.00 | 27,543,750.00 | 749.49 | 2 |
| CARNE DE POLLO O GALLINA FRESCA O REFRIGERADA EN CORTES | KG | 6,449.20 | 27,150,560.00 | 4,209.91 | 12 |
| COCO FRESCO | KG | 2,520.00 | 26,894,120.00 | 10,672.27 | 1 |
| JAMONADA DE CERDO AHUMADA | KG | 709.74 | 23,774,221.11 | 33,496.90 | 43 |
| HARINA DE TRIGO DE TERCERA | KG | 33,920.00 | 23,235,200.00 | 685.00 | 1 |
| PEZUÑAS | KG | 8,247.50 | 23,052,904.30 | 2,795.14 | 36 |
| PANELA CUADRADA KG | UND | 9,554.00 | 22,836,000.00 | 2,390.20 | 4 |
| MAIZ AMARILLO EXTRUIDO | KG | 22,120.00 | 22,300,000.00 | 1,008.14 | 9 |
| CARNE DE POLLO O GALLINA FRESCA O REFRIGERADA EN CANAL (KG) | KG | 5,944.95 | 22,066,792.00 | 3,711.85 | 3 |
| LECHE EN POLVO DESCREMADA NACIONAL (UN) | UND | 3,060.00 | 21,247,600.00 | 6,943.66 | 3 |
| VISCERAS DE VACUNO (KG) | KG | 20,910.07 | 20,916,768.00 | 1,000.32 | 40 |
| ARVEJA FRESCA | KG | 12,378.12 | 20,171,082.00 | 1,629.58 | 30 |
| ALPISTE | KG | 10,396.83 | 20,147,592.76 | 1,937.86 | 10 |
| CERDO LEVANTE (UN) | UND | 55.00 | 19,320,000.00 | 351,272.73 | 2 |
| FRIJOL SOYA IMPORTADO | KG | 12,685.76 | 19,253,746.00 | 1,517.74 | 11 |
| UCHUVA | KG | 6,736.00 | 18,187,200.00 | 2,700.00 | 5 |
| PAPEL | KG | 20,360.00 | 18,120,400.00 | 890.00 | 2 |
| QUESO (UN) | UND | 1,510.00 | 17,837,000.00 | 11,812.58 | 46 |
| COCO FRESCO | UND | 15,900.00 | 17,689,381.56 | 1,112.54 | 12 |
| ALIMENTO CONCENTRADO PARA CABALLOS | KG | 19,080.00 | 17,678,921.00 | 926.57 | 64 |
| FUNGICIDAS | KG | 837.86 | 16,764,032.00 | 20,008.15 | 52 |
| UVA PASA | KG | 2,690.00 | 16,640,307.52 | 6,185.99 | 15 |
| PANELA REDONDA POR LOTE | UND | 5.00 | 16,426,000.00 | 3,285,200.00 | 5 |
| GLUTEN DE CEREALES | KG | 8,503.60 | 15,988,010.00 | 1,880.15 | 2 |
| CARNE MOLIDA | KG | 2,731.85 | 15,381,010.00 | 5,630.25 | 24 |
| FRIJOL SOYA NACIONAL | KG | 10,010.00 | 15,365,350.00 | 1,535.00 | 1 |
| ATUN ENLATADO RALLADO EN AGUA (UN) | UND | 14,208.00 | 14,978,558.00 | 1,054.23 | 5 |
| LIMON | KG | 11,736.00 | 14,841,790.00 | 1,264.64 | 16 |

| Nombre Producto | Um | Cantidad de Unidades | Total Negociado | Precio promedio | Cantidad Subya. |
|---|-----|----------------------|-----------------|-----------------|-----------------|
| GRITS | KG | 13,070.00 | 14,377,000.00 | 1,100.00 | 1 |
| ACEITE REFINADO DE SOYA (KG) | KG | 3,493.80 | 13,744,741.60 | 3,934.04 | 38 |
| ABONO ORGANICO SOLIDO SIMPLE | KG | 147,000.00 | 13,230,000.00 | 90.00 | 13 |
| ACEITE REFINADO DE SOYA (LT) | LT | 4,228.00 | 13,027,558.06 | 3,081.26 | 37 |
| HORTALIZAS TIPO EXPORTACION | KG | 5,485.00 | 12,940,800.00 | 2,359.31 | 10 |
| LECHE EN POLVO ENTERA CONSUMO ANIMAL (KG) | KG | 4,810.00 | 12,265,500.00 | 2,550.00 | 1 |
| INSECTICIDAS | KG | 661.64 | 11,912,096.00 | 18,003.95 | 42 |
| TRITURADO | KG | 15,858.00 | 11,502,329.86 | 725.33 | 10 |
| MARGARINA DE COCINA (KG) | KG | 2,944.00 | 11,376,313.52 | 3,864.24 | 24 |
| MANGO | KG | 6,981.00 | 10,846,957.00 | 1,553.78 | 15 |
| FRIJOL CARAOTA NACIONAL SECO | KG | 3,300.00 | 10,230,000.00 | 3,100.00 | 1 |
| CARNE DE CERDO FRESCA O REFRIGERADA DESPOSTADA | KG | 969.90 | 9,969,620.00 | 10,279.02 | 16 |
| CERDO LEVANTE (KG) | KG | 1,760.00 | 9,504,000.00 | 5,400.00 | 1 |
| FRIJOL ZARAGOZA | KG | 2,500.00 | 9,500,000.00 | 3,800.00 | 1 |
| TORTA DE PALMISTE | KG | 42,990.00 | 9,270,000.00 | 215.63 | 4 |
| SARDINAS ENLATADAS EN ACEITE | UND | 3,888.00 | 9,049,809.00 | 2,327.63 | 16 |
| CASCARILLA | KG | 51,250.00 | 8,877,500.00 | 173.22 | 4 |
| PARTES DE SEMOVIENTES | KG | 2,617.53 | 8,638,988.59 | 3,300.44 | 16 |
| TORO (UN) | UND | 4.00 | 8,598,600.00 | 2,149,650.00 | 3 |
| HERBICIDAS | KG | 532.71 | 8,493,896.00 | 15,944.69 | 22 |
| JENGIBRE ELABORADO | UND | 730.00 | 8,147,361.40 | 11,160.77 | 6 |
| AZUCAR CRUDA | KG | 3,850.00 | 8,116,696.00 | 2,108.23 | 9 |
| MAIZ AMARILLO TRILLADO | KG | 4,900.00 | 7,648,100.00 | 1,560.84 | 7 |
| MIXTURA DE CEREALES Y FRUTAS SECAS | KG | 414.70 | 7,617,151.57 | 18,367.86 | 60 |
| FRUTAS EN ALMIBAR | KG | 1,756.00 | 7,523,980.38 | 4,284.73 | 36 |
| PIMIENTA ELABORADA | KG | 708.00 | 7,419,053.24 | 10,478.89 | 11 |
| PIEL FRESCA DE RES (UN) | UND | 15,480.00 | 7,408,800.00 | 478.60 | 2 |
| PLATANO | UND | 11,100.00 | 7,320,000.00 | 659.46 | 3 |
| AVENA EN HOJUELAS (UN) | UND | 2,758.40 | 7,120,070.00 | 2,581.23 | 5 |
| MAIZ BLANCO TRILLADO | KG | 5,400.00 | 7,076,950.00 | 1,310.55 | 9 |
| MAIZ PETO | KG | 4,990.00 | 6,986,000.00 | 1,400.00 | 1 |
| TRUCHA ENTERA FRESCA O REFRIGERADA | KG | 365.00 | 6,960,485.00 | 19,069.82 | 2 |
| ATUN ENLATADO LOMO EN ACEITE (UN) | UND | 2,509.00 | 6,721,399.00 | 2,678.92 | 20 |
| ATUN ENLATADO LOMO FINO EN AGUA (UN) | UND | 2,376.00 | 6,419,726.00 | 2,701.90 | 21 |
| CARNE INDUSTRIAL | KG | 1,768.00 | 6,364,800.00 | 3,600.00 | 2 |
| MEZCLA DE ACEITES VEGETALES | UND | 110.00 | 6,235,220.00 | 56,683.82 | 4 |
| CARNE DE POLLO O GALLINA FRESCA O REFRIGERADA EN CANAL (UN) | UND | 800.00 | 6,200,000.00 | 7,750.00 | 1 |
| FILETE | KG | 732.00 | 6,165,430.00 | 8,422.72 | 4 |
| ALMENDRA | KG | 490.00 | 6,082,038.60 | 12,412.32 | 7 |
| MEZCLA DE VERDURAS VARIAS | KG | 11,747.91 | 5,987,637.06 | 509.68 | 7 |
| BANANO FRESCO | KG | 5,183.00 | 5,603,800.00 | 1,081.19 | 2 |
| HUESO DE RES | KG | 16,717.00 | 5,482,390.00 | 327.95 | 22 |
| PAPAYA | KG | 3,757.00 | 5,353,725.00 | 1,425.00 | 6 |
| CUCHUCO | KG | 5,655.00 | 5,161,452.25 | 912.72 | 10 |
| MULA EN PIE (UN) | UND | 1.00 | 5,100,000.00 | 5,100,000.00 | 1 |
| SIERRA ENTERA FRESCA O REFRIGERADA | KG | 270.00 | 4,860,000.00 | 18,000.00 | 1 |
| YUCA CONSUMO INDUSTRIAL SECA | KG | 7,400.00 | 4,810,000.00 | 650.00 | 1 |
| MEZCLA DE EMBUTIDOS VARIOS | KG | 241.05 | 4,799,636.50 | 19,911.37 | 22 |
| ACEITE REFINADO DE GIRASOL (LT) | LT | 1,208.00 | 4,456,023.48 | 3,688.76 | 8 |
| CHAMPIÑON FRESCO | KG | 774.00 | 4,383,216.00 | 5,663.07 | 19 |
| GARBANZO SECO | KG | 1,007.50 | 4,299,200.00 | 4,267.20 | 22 |

| Nombre Producto | Um | Cantidad de Unidades | Total Negociado | Precio promedio | Cantidad Subya. |
|---|-----|----------------------|-----------------|-----------------|-----------------|
| CAL DOLOMITA | KG | 25,500.00 | 4,137,000.00 | 162.24 | 4 |
| PASTA ALIMENTICIA TIPO SECO | UND | 5,664.00 | 3,959,419.20 | 699.05 | 17 |
| FRIJOL BOLON NACIONAL SECO | KG | 1,075.00 | 3,671,125.00 | 3,415.00 | 5 |
| SAL MINERALIZADA | KG | 3,000.00 | 3,578,260.00 | 1,192.75 | 18 |
| ARVEJA VERDE SECA | KG | 2,142.00 | 3,475,800.00 | 1,622.69 | 5 |
| CHORIZO | KG | 161.77 | 3,186,044.04 | 19,694.90 | 16 |
| UREA IMPORTADA | KG | 3,000.00 | 3,174,000.00 | 1,058.00 | 1 |
| HUESO DE CERDO | KG | 19,193.00 | 3,142,231.20 | 163.72 | 6 |
| PAPA CRIOLLA | KG | 2,500.00 | 3,140,992.00 | 1,256.40 | 7 |
| FRIJOL CALIMA NACIONAL SECO | KG | 1,675.00 | 3,127,225.00 | 1,867.00 | 6 |
| CHOCOLATE EN PASTA CON AZUCAR | KG | 1,051.50 | 3,120,308.70 | 2,967.48 | 18 |
| TUBERCULOS TIPO EXPORTACION | KG | 2,050.00 | 3,075,000.00 | 1,500.00 | 2 |
| ZANAHORIA FRESCA | KG | 1,550.00 | 3,049,998.00 | 1,967.74 | 2 |
| ADITIVOS PARA ALIMENTOS | KG | 2,288.00 | 3,014,710.30 | 1,317.62 | 81 |
| GRANOS Y VIVERES POR LOTE | UND | 1.00 | 3,009,000.00 | 3,009,000.00 | 1 |
| PEPINO FRESCO | KG | 1,844.00 | 2,858,200.00 | 1,550.00 | 2 |
| VERDURAS DESHIDRATADAS | KG | 1,860.00 | 2,738,223.00 | 1,472.16 | 40 |
| CARNE DE PAVO CONGELADA EN CORTES | KG | 51.75 | 2,558,412.25 | 49,437.92 | 5 |
| MORA | KG | 936.00 | 2,385,500.00 | 2,548.61 | 3 |
| HOJUELAS DE MAIZ | KG | 752.00 | 2,292,424.30 | 3,048.44 | 51 |
| MAIZ PIRA SECO | KG | 1,087.50 | 2,266,776.00 | 2,084.39 | 22 |
| FRIJOL VERDE | KG | 393.00 | 2,070,000.00 | 5,267.18 | 3 |
| FRIJOL SOYA QUEBRANTADO | KG | 1,100.00 | 1,903,000.00 | 1,730.00 | 1 |
| PASTA ALIMENTICIA TIPO SOPA | KG | 2,688.00 | 1,879,046.40 | 699.05 | 9 |
| MADERA ORDINARIA | UND | 3,816.00 | 1,762,000.00 | 461.74 | 1 |
| BAGRE ENTERO FRESCO O REFRIGERADO | KG | 131.00 | 1,755,000.00 | 13,396.95 | 4 |
| FRIJOL CARGAMANTO BLANCO NACIONAL SECO | KG | 257.50 | 1,625,000.00 | 6,310.68 | 4 |
| PARGO ROJO ENTERO FRESCO O REFRIGERADO | KG | 55.00 | 1,407,260.00 | 25,586.55 | 2 |
| MARACUYA | KG | 766.00 | 1,318,330.00 | 1,721.06 | 5 |
| SUERO DE LECHE | KG | 382.00 | 1,313,967.00 | 3,439.70 | 5 |
| MANDARINA | KG | 896.00 | 1,272,395.00 | 1,420.08 | 9 |
| POLLO RELLENO | KG | 34.10 | 1,195,546.00 | 35,060.00 | 2 |
| TOMATE INDUSTRIAL FRESCO | KG | 550.00 | 1,155,000.00 | 2,100.00 | 3 |
| GUAYABA | KG | 974.00 | 1,110,360.00 | 1,140.00 | 4 |
| SAL MARINA CONSUMO HUMANO | KG | 2,498.00 | 1,106,634.20 | 443.01 | 21 |
| FORRAJE | KG | 5,000.00 | 1,100,000.00 | 220.00 | 1 |
| FRIJOL NACIONAL | KG | 825.00 | 1,091,475.00 | 1,323.00 | 5 |
| ACEITE REFINADO DE OLIVA UN | UND | 112.00 | 1,087,458.68 | 9,709.45 | 7 |
| ROCA FOSFORICA | KG | 3,500.00 | 1,078,000.00 | 308.00 | 1 |
| CAMARON | KG | 30.00 | 1,056,000.00 | 35,200.00 | 1 |
| MAYONESA | UND | 504.00 | 994,719.72 | 1,973.65 | 12 |
| SARDINAS ENLATADAS EN SALSA DE TOMATE | UND | 442.00 | 948,907.00 | 2,146.85 | 4 |
| CARNE DE TERNERA DESPOSTADA | KG | 23.45 | 916,026.35 | 39,062.96 | 6 |
| SEMILLA PARA SIEMBRA (KG) | KG | 539.00 | 906,853.00 | 1,682.47 | 4 |
| VINAGRE BLANCO | UND | 789.00 | 846,508.62 | 1,072.89 | 9 |
| MEZCLA DE EMBUTIDOS VARIOS | UND | 80.00 | 840,336.00 | 10,504.20 | 3 |
| SAL MARINA MOLIDA | KG | 650.00 | 799,450.00 | 1,229.92 | 4 |
| LECHE EN POLVO DESCREMADA NACIONAL (KG) | KG | 102.00 | 774,750.00 | 7,595.59 | 5 |
| CIRUELA PASA | UND | 216.00 | 754,016.64 | 3,490.82 | 12 |
| NARANJA | KG | 596.00 | 704,670.00 | 1,182.33 | 3 |
| FRIJOL BLANQUILLO NACIONAL SECO | KG | 307.00 | 692,984.00 | 2,257.28 | 8 |

| Nombre Producto | Um | Cantidad de Unidades | Total Negociado | Precio promedio | Cantidad Subya. |
|--|-----|----------------------|-----------------|-----------------|-----------------|
| SALCHICHON | KG | 51.51 | 685,902.00 | 13,315.90 | 2 |
| SALMON ENTERO FRESCO O REFRIGERADO | KG | 15.00 | 672,000.00 | 44,800.00 | 1 |
| MAIZ TIERNO ENLATADO | KG | 228.00 | 656,218.20 | 2,878.15 | 5 |
| CURCUMA ELABORADA | UND | 100.00 | 630,250.00 | 6,302.50 | 1 |
| REPOLLO FRESCO | KG | 482.00 | 621,997.00 | 1,290.45 | 2 |
| ARRACACHA FRESCA | KG | 405.00 | 584,999.00 | 1,444.44 | 3 |
| SALCHICHA DE CERDO | KG | 67.85 | 575,064.00 | 8,475.52 | 5 |
| BOCADILLO | UND | 232.00 | 558,209.00 | 2,406.07 | 11 |
| SUBPRODUCTOS CARNICOS | KG | 2,223.00 | 555,750.00 | 250.00 | 1 |
| CARNAZA CRUDA DE BOVINO | KG | 730.00 | 547,500.00 | 750.00 | 1 |
| CHORIZO | UND | 77.00 | 537,059.00 | 6,974.79 | 3 |
| PASTA ALIMENTICIA TIPO SECO | KG | 206.40 | 516,864.00 | 2,504.19 | 9 |
| CARNE DE CORDERO FRESCA O REFRIGERADA DESPOSTADA | KG | 27.62 | 506,292.45 | 18,328.66 | 8 |
| CANELA ELABORADA | KG | 276.00 | 451,714.56 | 1,636.65 | 16 |
| AHUYAMA | KG | 450.00 | 450,000.00 | 1,000.00 | 2 |
| CABANO DE CERDO | KG | 23.12 | 434,506.54 | 18,793.54 | 14 |
| MAIZ BLANCO NACIONAL HUMEDO | KG | 400.00 | 432,450.00 | 1,081.13 | 1 |
| CARACOL | KG | 24.00 | 428,640.00 | 17,860.00 | 2 |
| FOSFATO BICALCICO | KG | 238.97 | 424,344.00 | 1,775.72 | 1 |
| REMOLACHA | KG | 405.00 | 405,000.00 | 1,000.00 | 3 |
| ALIMENTO CONCENTRADO PARA CONEJOS Y CURIES | KG | 280.00 | 393,802.00 | 1,406.44 | 7 |
| AVENA MOLIDA | UND | 300.00 | 390,870.48 | 1,302.90 | 10 |
| FRIJOL RADICAL NACIONAL SECO | KG | 200.00 | 369,400.00 | 1,847.00 | 2 |
| HARINA DE SANGRE | KG | 88.90 | 368,099.00 | 4,140.60 | 1 |
| CAFE TOSTADO Y MOLIDO | KG | 22.50 | 342,855.00 | 15,238.00 | 5 |
| DURAZNO | KG | 72.00 | 339,125.40 | 4,710.08 | 2 |
| AROMATICAS ELABORADAS | KG | 372.00 | 336,450.24 | 904.44 | 28 |
| EMPAQUE DE POLIPROPILENO | UND | 36.00 | 328,740.00 | 9,131.67 | 2 |
| CARNE DE CERDO CONGELADA EN CANAL (KG) | KG | 21.55 | 323,250.00 | 15,000.00 | 1 |
| JAIBA | KG | 12.00 | 300,000.00 | 25,000.00 | 1 |
| LISINA | KG | 62.16 | 294,514.00 | 4,738.00 | 1 |
| VISCERAS DE POLLO O GALLINA | KG | 410.00 | 287,000.00 | 700.00 | 2 |
| Pollo y productos derivados | KG | 23.77 | 277,358.10 | 11,667.43 | 6 |
| MOJARRA ENTERA FRESCA O REFRIGERADA | KG | 20.00 | 267,440.00 | 13,372.00 | 2 |
| LECHONA EN LATA | UND | 21.80 | 261,600.00 | 12,000.00 | 1 |
| HARINA DE TRIGO DE PRIMERA EN SACO | KG | 325.00 | 248,855.75 | 765.71 | 6 |
| HARINA DE PESCADO | KG | 59.10 | 246,779.00 | 4,175.62 | 1 |
| BREVA FRESCA | KG | 46.00 | 239,200.00 | 5,200.00 | 1 |
| MARISCOS VARIOS | KG | 20.00 | 238,120.00 | 11,906.00 | 2 |
| ACEITE CRUDO DE CANOLA | KG | 36.00 | 218,752.92 | 6,076.47 | 1 |
| ACEITE CRUDO DE CANOLA | LT | 18.00 | 213,595.02 | 11,866.39 | 2 |
| CLAVO DE OLOR ELABORADO | KG | 13.65 | 213,186.56 | 15,622.73 | 10 |
| MEZCLA DE FRUTAS VARIAS | KG | 62.00 | 189,737.86 | 3,060.29 | 5 |
| CONDIMENTOS MEZCLADOS | UND | 54.00 | 187,239.80 | 3,467.40 | 3 |
| PULPO | KG | 15.00 | 186,000.00 | 12,400.00 | 1 |
| SOYA INTEGRAL | KG | 110.00 | 171,536.00 | 1,559.42 | 1 |
| HENO | KG | 336.00 | 171,000.00 | 508.93 | 1 |
| CARBONATO DE CALCIO | KG | 1,088.78 | 167,095.00 | 153.47 | 2 |
| NUEZ MOSCADA ELABORADA | KG | 132.00 | 161,284.20 | 1,221.85 | 8 |
| GRASA DE POLLO | KG | 8.68 | 156,904.73 | 18,087.00 | 1 |
| HAMBURGUESA DE RES X 100 GR | KG | 16.00 | 150,320.00 | 9,395.00 | 2 |

| Nombre Producto | Um | Cantidad de Unidades | Total Negociado | Precio promedio | Cantidad Subya. |
|--|-----|----------------------|--------------------------|-----------------|-----------------|
| JUREL ENTERO FRESCO O REFRIGERADO | KG | 12.00 | 144,000.00 | 12,000.00 | 1 |
| HARINA DE PLATANO | KG | 78.00 | 138,433.62 | 1,774.79 | 7 |
| PESCADO FRESCO O REFRIGERADO | KG | 9.00 | 134,469.00 | 14,941.00 | 2 |
| CABEZA | KG | 5.70 | 129,709.20 | 22,756.00 | 3 |
| OREGANO MOLIDO | KG | 156.00 | 118,114.68 | 757.15 | 7 |
| QUINUA SECO | KG | 50.00 | 117,190.50 | 2,343.81 | 2 |
| MORCILLA | UND | 20.00 | 104,202.00 | 5,210.10 | 1 |
| LAUREL | KG | 144.00 | 99,045.36 | 687.82 | 9 |
| TILAPIA ROJA ENTERA FRESCA O REFRIGERADA | KG | 24.00 | 96,000.00 | 4,000.00 | 2 |
| PICA DE ARROZ | KG | 940.00 | 94,000.00 | 100.00 | 1 |
| MORTADELA | KG | 5.95 | 90,800.90 | 15,260.66 | 2 |
| LOTE DE GRANOS VARIOS | UND | 25.00 | 90,000.00 | 3,600.00 | 1 |
| HUEVO LIQUIDO | KG | 15.00 | 79,500.00 | 5,300.00 | 1 |
| TOMILLO SIN ELABORAR | KG | 108.00 | 76,568.40 | 708.97 | 6 |
| MANTEQUILLA | KG | 10.25 | 68,798.00 | 6,712.00 | 4 |
| SALCHICHA DE RES | UND | 3.75 | 67,080.00 | 17,888.00 | 3 |
| GRASA DE CERDO | KG | 10.30 | 61,800.00 | 6,000.00 | 1 |
| HARINA DE HUESO | KG | 48.41 | 52,202.00 | 1,078.33 | 1 |
| CORTES DE PESCADO FRESCO O REFRIGERADO | KG | 9.00 | 39,400.00 | 4,377.78 | 3 |
| HARINA DE MAIZ | UND | 20.00 | 37,840.00 | 1,892.00 | 1 |
| ANIS SIN ELABORAR | KG | 3.81 | 33,196.64 | 8,710.49 | 3 |
| LINAZA | KG | 25.00 | 31,869.75 | 1,274.79 | 1 |
| CIDRA-GUATILA-CHAYOTE | KG | 20.00 | 22,000.00 | 1,100.00 | 1 |
| PIMENTON FRESCO | KG | 24.00 | 18,675.60 | 778.15 | 1 |
| Total Registro de Factura (RF). | | | 79,723,473,172.39 | | 9,240 |

El precio promedio para los Registros de Facturas está afectado por el registro en la diferentes ciudades y es susceptible a modificación; según los términos y condiciones pactadas en el Reglamento de la BMC EXCHANGE.

Posturas de Referencia Financieros

| Tipo | Negocio | Descripcion | valor negocio | dias plazo | valor tasa venta % | Punta |
|------|---------|-------------|---------------|------------|--------------------|-------|
|------|---------|-------------|---------------|------------|--------------------|-------|

Posturas de Referencia Físicos

| Tipo | Negocio | Producto | Unidad | Cantidad | Sitio Entrega | Precio Venta | Precio Compra | Punta |
|-------|---------|----------|--------|----------|---------------|--------------|---------------|-------|
| Tipo2 | Negocio | Producto | Unidad | Cantidad | Sitio Entrega | Precio Venta | Precio Compra | Punta |

Suspensiones Rueda por Rompimientos de Precios Físicos

| Consec. Interno | Producto | Sitio Entrega | Unidad Medida | Precio Piso Inicial | Precio Techo Inicial | Precio Ruptura c | Precio Ruptura v | precio piso actual | precio techo actual |
|-----------------|----------|---------------|---------------|---------------------|----------------------|------------------|------------------|--------------------|---------------------|
|-----------------|----------|---------------|---------------|---------------------|----------------------|------------------|------------------|--------------------|---------------------|

Subasta

Operaciones Anuladas OMA's

| Nombre Producto | Total negocio | Cantidad | Número Ope. | Descripcion | Descripcion subyacente | Cantidad |
|-----------------|---------------|----------|-------------|-------------|------------------------|----------|
|-----------------|---------------|----------|-------------|-------------|------------------------|----------|

Operaciones Anuladas.

| Número Operacion | Fecha Operación | Número Oficio Anulación | Fecha Anulación | Causa Anulación |
|------------------|-----------------|-------------------------|-----------------|-----------------|
|------------------|-----------------|-------------------------|-----------------|-----------------|



BOLSA
MERCANTIL
DE COLOMBIA

(ID's) COMPRAS PENDIENTES DE CIERRE 03 DE ENERO DE 2018

Señores

Representantes legales, operadores de las sociedades comisionistas miembros de la BMC Bolsa Mercantil de Colombia S.A. y público en general a continuación se relaciona el listado de ID's pendientes de cierre al día de hoy.

ID's PENDIENTES DE CERRAR RUEDAS ANTERIORES

| ID | CODIGO SUBYACENTE CARACTERISTICA | DESCRIPCION SUBYACENTE | RAZON SOCIAL COMISIONISTA COMPRADOR | FECHA INICIAL DE COMPRA |
|----------|----------------------------------|--|---|-------------------------|
| 27359213 | 4965 | ELEMENTOS DE FORMACION POR LOTE - SC - UNIDAD - SIN EMPAQUE - PROCESADO | AGROBOLSA S.A. | 2017-12-29 |
| 27359214 | 4107 | LONA TIPO V - Pixelada Nylon - METRO - EMPACADO(A) - PROCESADO | CORREAGRO S.A. | 2017-12-29 |
| 27286087 | 2201 | COMPUTADOR POR LOTE - SC - UNIDAD - EMPACADO(A) - PROCESADO | COMISIONISTAS FINANCIEROS AGROPECUARIOS S.A | 2017-12-22 |
| 27234140 | 1796 | ARROZ BLANCO NACIONAL EN SACO - 998-TIPO I GRADO 1 - KILOGRAMO - EN SACO - NATURAL | BURSAGAN S.A | 2017-12-18 |
| 27217764 | 4413 | HUEVOS POR LOTE - Unidad x 55 Grs - UNIDAD - EMPACADO(A) - NATURAL | COMISIONISTAS FINANCIEROS AGROPECUARIOS S.A | 2017-12-14 |
| 27138305 | 3647 | BARRA DE CHOCOLATE - SC - KILOGRAMO - caja x 50 unidades x 500 gramos - PROCESADO | BURSAGAN S.A | 2017-12-12 |
| 27138306 | 3629 | CHOCOLATE EN POLVO CON AZUCAR - INSTANTANEO SABORIZADO - KILOGRAMO - EN BOLSA X 500 GR - PROCESADO | BURSAGAN S.A | 2017-12-12 |

| ID | CODIGO SUBYACENTE CARACTERISTICA | DESCRIPCION SUBYACENTE | RAZON SOCIAL COMISIONISTA COMPRADOR | FECHA INICIAL DE COMPRA |
|----------|----------------------------------|---|-------------------------------------|-------------------------|
| 27136694 | 2268 | COLOR CORRIENTE - SC - UNIDAD - EN BOLSA (490-510) GR - PROCESADO | BURSAGAN S.A | 2017-12-06 |
| 27137684 | 4807 | BEBIDA ACHOCOLATADA - BEBIDA ACHOCOLATADA EN BULTO POR 30KG - KILOGRAMO - EMPACADO(A) - PROCESADO | BURSAGAN S.A | 2017-12-06 |
| 27137693 | 3332 | SALSA NEGRA - POR 3800 g MIN - UNIDAD - EMPACADO(A) - PROCESADO | BURSAGAN S.A | 2017-12-06 |
| 27137694 | 3626 | BEBIDA ACHOCOLATADA - BEBIDA ACHOCOLATADA EN TARRO - UNIDAD - Tarro x 300 g - PROCESADO | BURSAGAN S.A | 2017-12-06 |
| 27137786 | 3627 | BEBIDA ACHOCOLATADA - SC - UNIDAD - bolsa x 200 g - PROCESADO | BURSAGAN S.A | 2017-12-06 |
| 27137787 | 3647 | BARRA DE CHOCOLATE - SC - KILOGRAMO - caja x 50 unidades x 500 gramos - PROCESADO | BURSAGAN S.A | 2017-12-06 |
| 27137790 | 3629 | CHOCOLATE EN POLVO CON AZUCAR - INSTANTANEO SABORIZADO - KILOGRAMO - EN BOLSA X 500 GR - PROCESADO | BURSAGAN S.A | 2017-12-06 |
| 27137794 | 2338 | ALIMENTO GRANULADO A BASE DE CHOCOLATE Y MALTA - CON VITAMINAS - UNIDAD - EN LATA (180-250) GR - PROCESADO | BURSAGAN S.A | 2017-12-06 |
| 27137907 | 3648 | BEBIDA ACHOCOLATADA EN POLVO SIN LECHE - SC - UNIDAD - BOLSA X 200 CC - PROCESADO | BURSAGAN S.A | 2017-12-06 |
| 27137908 | 4817 | VINAGRE BLANCO - VINAGRE BLANCO POR 3785 ML MINIMO - UNIDAD - EMPACADO(A) - PROCESADO | BURSAGAN S.A | 2017-12-06 |
| 27137909 | 4163 | SAL DE MINA POR LOTE - 2868-YODADA Y FLUORIZADA PARA CONSUMO HUMANO - UNIDAD - EMPACADO(A) - NATURAL | BURSAGAN S.A | 2017-12-06 |
| 27137910 | 3763 | SAL YODADA Y FLUORIZADA - SC - KILOGRAMO - EN BOLSA X 500 GR - PROCESADO | BURSAGAN S.A | 2017-12-06 |
| 27137911 | 4764 | ATUN ENLATADO LOMO EN ACEITE (UN) - ATUN LOMO EN ACEITE POR 160G X CAJA POR 48 LATAS - UNIDAD - EMPACADO(A) - PROCESADO | BURSAGAN S.A | 2017-12-06 |
| 27121443 | 3792 | LOTE DE FRIJOL - DISTINTAS VARIEDADES - UNIDAD - EMPACADO(A) - NATURAL | BURSAGAN S.A | 2017-12-05 |
| 27127782 | 4234 | ALIMENTOS PREPARADOS - SUMINISTRO DISTRIBUCION Y ENTREGA - UNIDAD - EMPACADO(A) - PROCESADO | AGROBOLSA S.A. | 2017-12-04 |

| ID | CODIGO SUBYACENTE CARACTERISTICA | DESCRIPCION SUBYACENTE | RAZON SOCIAL COMISIONISTA COMPRADOR | FECHA INICIAL DE COMPRA |
|----------|----------------------------------|---|--|-------------------------|
| 27110900 | 4234 | ALIMENTOS PREPARADOS - SUMINISTRO DISTRIBUCION Y ENTREGA - UNIDAD - EMPACADO(A) - PROCESADO | AGROBOLSA S.A. | 2017-12-01 |
| 26866508 | 4598 | BIENES E INSUMOS PARA LA CONSTRUCCION POR LOTE - Construccion y ferreteria - UNIDAD - EMPACADO(A) - PROCESADO | MIGUEL QUIJANO Y CIA S.A. | 2017-11-01 |
| 26735850 | 3611 | AZUCAR BLANCO - REEMPACADA PACA X 25 Kg - KILOGRAMO - BOLSA X 1000 g - PROCESADO | MIGUEL QUIJANO Y CIA S.A. | 2017-10-18 |
| 26687582 | 3688 | LOTE MOBILIARIO - SC - UNIDAD - EMPACADO(A) - PROCESADO | COMISIONISTAS AGROPECUARIOS COMIAGRO S.A | 2017-10-12 |
| 26687850 | 4601 | LOTE MOBILIARIO - Varios - UNIDAD - EMPACADO(A) - PROCESADO | COMISIONISTAS AGROPECUARIOS COMIAGRO S.A | 2017-10-12 |

