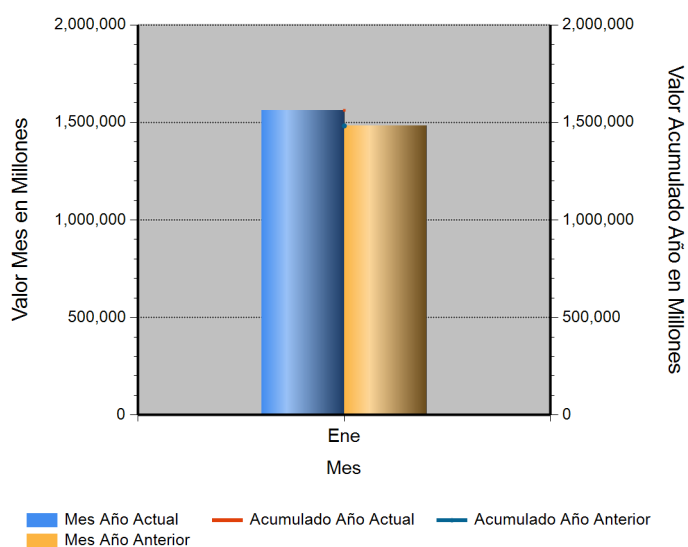


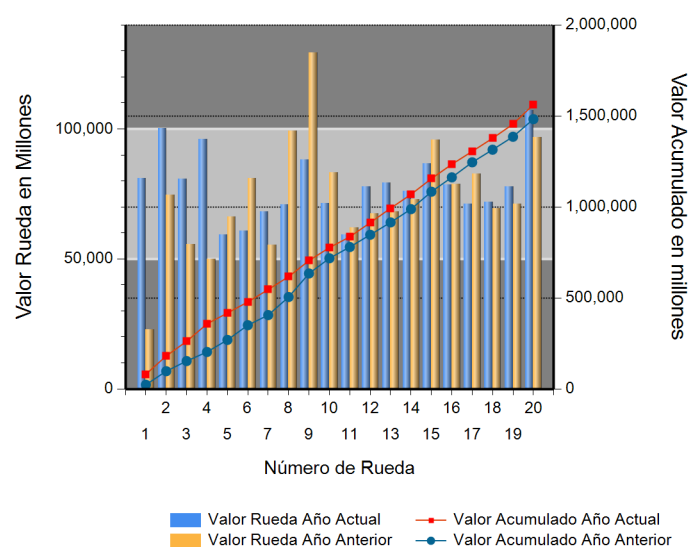
| Id | Descripción           | Valor Año Anterior en Millones | Valor Año Actual en Millones | Variación % |
|----|-----------------------|--------------------------------|------------------------------|-------------|
| 1  | No. RUEDA             | 20                             | 20                           |             |
| 2  | TOTAL RUEDA           | 96,764.55                      | 107,076.80                   | 10.66       |
| 3  | RF 1/                 | 79,038.41                      | 106,608.61                   | 34.88       |
| 4  | ABIERTAS 2/           | 17,726.13                      | 468.19                       | (97.36)     |
| 5  | -Financieras          | 690.63                         | 193.11                       | (72.04)     |
| 6  | -Físicos-Disponibles  | 0.00                           | 0.00                         | 0.00        |
| 7  | -Forwards             | 17,035.51                      | 275.08                       | (98.39)     |
| 8  | -Subastas 3/          | 0.00                           | 0.00                         | 0.00        |
| 9  | ACUMULADO AÑO         | 1,388,328.65                   | 1,561,105.21                 | 12.44       |
| 10 | RF 1/                 | 1,366,616.93                   | 1,555,971.63                 | 13.86       |
| 11 | ABIERTAS 2/           | 21,711.72                      | 5,133.57                     | (76.36)     |
| 12 | -Financieras          | 4,604.17                       | 3,800.85                     | (17.45)     |
| 13 | -Físicos-Disponibles  | 0.00                           | 201.40                       | ND          |
| 14 | -Forwards             | 17,107.55                      | 1,131.32                     | (93.39)     |
| 15 | -Subastas 3/          | 0.00                           | 0.00                         | 0.00        |
| 16 | PROMEDIO RUEDA DIARIA | 69,416.43                      | 78,055.26                    | 12.44       |

1/. Registro de Factura. 2/. Incluye Físicos, Forwards, Financieros y Subastas 3/. Inherente a Convenios con el MADR. \*/ **Reglamento BMC EXCHANGE "Sección 3. Corrección de Operaciones. Artículo 3.2.3.3.1. Corrección de Operaciones"**. Tratándose de Registro de Facturas se podrán admitir correcciones sobre errores aritméticos, de mecanografía, digitación u omisiones simples y fácilmente comprobables en la determinación de la calidad, cantidad, parte interesada, unidad de medida y demás información que haya sido reportada a la Bolsa. (ND = No Definido)

### Evolución Mensual Año Corriente (2018)




### Evolución Diaria Mes Corriente (Enero)



### Operaciones Financieras

| Nombre Producto                      | Descripción - Subyacente                          | Plazo          | Valor Presente | Valor Futuro   | Tasa Min % | Tasa Max % | Tasa Cierre % | Cantidad Opera. |
|--------------------------------------|---|----------------|----------------|----------------|------------|------------|---------------|-----------------|
| REPO SOBRE CDM SIN INTER. DE CONTRA. | ARROZ CASCARA NACIONAL SECO                       | (151-180) días | 193,110,000.00 | 200,057,684.00 | 7.95       | 8.55       | 8.55          | 2               |
|                                      | <b>Total REPO SOBRE CDM SIN INTER. DE CONTRA.</b> |                | 193,110,000.00 | 200,057,684.00 |            |            |               | 2               |

## Operaciones Financieras Valor Presente

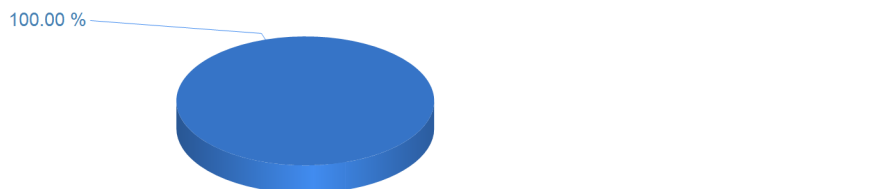


Esta información corresponde a las Operaciones Financieras registradas en la Rueda 20 del 01/30/2018.

## Operaciones Físicas

| Descripción       | Descripción Subyacente                       | Ubicación   | Um  | Precio Promedio | Total Negociado | Cantidad Unidades | Precio Min.    | Precio Max.    | Cantidad Opes. |
|-------------------|--|-------------|-----|-----------------|-----------------|-------------------|----------------|----------------|----------------|
| FORWARD MCP       | Servicio de vigilancia y medios tecnológicos | BOGOTA D.C. | UND | 275,075,194.00  | 275,075,194.00  | 1                 | 275,075,194.00 | 275,075,194.00 | 1              |
| Total FORWARD MCP |  |             |     |                 | 275,075,194.00  |                   |                |                | 1              |

## Operaciones Físicas Total Negociado



## Registro de Factura

| Nombre Producto                      | Um  | Cantidad de Unidades | Total Negociado  | Precio promedio | Cantidad Subya. |
|--------------------------------------|-----|----------------------|------------------|-----------------|-----------------|
| POLLO EN CANAL POR LOTE              | KG  | 2,197,338.78         | 9,198,839,385.01 | 4,186.35        | 656             |
| AZUCAR BLANCO                        | KG  | 4,017,792.60         | 7,188,183,007.60 | 1,789.09        | 416             |
| GANADO                               | KG  | 1,475,771.36         | 6,473,422,540.99 | 4,386.47        | 215             |
| ALIMENTO CONCENTRADO PARA AVES       | KG  | 5,224,611.50         | 6,128,701,369.86 | 1,173.04        | 970             |
| NOVILLO (KG)                         | KG  | 921,383.05           | 4,308,353,361.91 | 4,675.96        | 98              |
| ARROZ CASCARA NACIONAL HUMEDO        | KG  | 5,052,049.93         | 4,116,348,547.28 | 814.79          | 333             |
| ACEITE CRUDO DE PALMA                | KG  | 1,457,695.00         | 3,101,028,858.06 | 2,127.35        | 36              |
| LECHE LIQUIDA (UN)                   | UND | 1,659,841.00         | 2,886,934,630.04 | 1,739.28        | 139             |
| PAPA PASTUSA                         | KG  | 2,465,935.92         | 2,440,427,748.95 | 989.66          | 313             |
| ATUN ENLATADO RALLADO EN ACEITE (UN) | UND | 20,045.00            | 2,439,107,177.00 | 121,681.58      | 14              |
| ARROZ BLANCO NACIONAL EN SACO        | KG  | 1,107,942.00         | 2,104,141,834.93 | 1,899.14        | 401             |
| FRIJOL SOYA IMPORTADO                | KG  | 1,751,037.52         | 1,972,133,310.13 | 1,126.27        | 10              |

| Nombre Producto   | Um  | Cantidad de Unidades | Total Negociado  | Precio promedio | Cantidad Subya. |
|---|-----|----------------------|------------------|-----------------|-----------------|
| HARINA DE MAIZ PRECOCIDA                                    | KG  | 1,140,990.00         | 1,972,064,674.08 | 1,728.38        | 414             |
| POLLO DE UN DIA (UN)  | UND | 2,177,800.00         | 1,892,800,476.00 | 869.13          | 105             |
| HUEVO FRESCO DE GALLINA ROJO (UN)                           | UND | 8,245,410.00         | 1,810,815,265.92 | 219.61          | 201             |
| ACEITE CRUDO DE SOYA  | KG  | 685,485.21           | 1,805,359,684.10 | 2,633.70        | 7               |
| QUESO (UN)  | UND | 295,862.00           | 1,642,994,456.00 | 5,553.25        | 60              |
| MAIZ AMARILLO IMPORTADO                                     | KG  | 2,671,338.23         | 1,582,582,768.59 | 592.43          | 85              |
| CAFE PASILLA  | KG  | 294,544.00           | 1,581,105,450.00 | 5,367.98        | 11              |
| ARROZ BLANCO NACIONAL EN BOLSA DE POLIETILENO               | KG  | 684,944.10           | 1,559,487,174.49 | 2,276.81        | 296             |
| CAFE CONSUMO  | KG  | 245,246.50           | 1,494,081,391.20 | 6,092.16        | 46              |
| QUESO (KG)  | KG  | 142,207.26           | 1,257,848,805.00 | 8,845.18        | 895             |
| MEZCLA DE ACEITES VEGETALES                                 | UND | 487,606.00           | 1,241,220,941.99 | 2,545.54        | 53              |
| HUEVOS POR LOTE   | UND | 82.00                | 1,236,207,488.00 | 15,075,701.07   | 82              |
| CARNE DE VACUNO FRESCA O REFRIGERADA DESPOSTADA             | KG  | 86,493.67            | 1,201,904,613.75 | 13,895.87       | 366             |
| CAFE PERGAMINO  | KG  | 163,415.00           | 987,084,444.00   | 6,040.35        | 9               |
| ALIMENTO CONCENTRADO PARA CERDOS                            | KG  | 760,360.00           | 928,795,699.00   | 1,221.52        | 578             |
| SAL MINERALIZADA  | KG  | 705,215.00           | 901,019,349.99   | 1,277.65        | 504             |
| CARNE DE VACUNO FRESCA O REFRIGERADA EN CANAL               | KG  | 93,405.35            | 838,544,389.08   | 8,977.48        | 151             |
| CARNE DE POLLO O GALLINA FRESCA O REFRIGERADA EN CANAL (KG) | KG  | 202,416.64           | 831,723,357.50   | 4,108.97        | 63              |
| FRIJOL SOYA NACIONAL  | KG  | 556,258.05           | 795,654,734.80   | 1,430.37        | 24              |
| PASTA ALIMENTICIA TIPO SECO                                 | UND | 153,101.00           | 773,250,043.80   | 5,050.59        | 46              |
| SARDINAS ENLATADAS EN SALSA DE TOMATE                       | UND | 110,316.00           | 762,548,777.00   | 6,912.40        | 188             |
| PAPA CAPIRA   | KG  | 511,511.50           | 741,929,900.01   | 1,450.47        | 212             |
| ACEITE REFINADO DE OLIVA UN                                 | UND | 4,734.00             | 719,410,240.26   | 151,966.68      | 7               |
| SALVADO   | KG  | 1,146,984.36         | 656,571,187.58   | 572.43          | 13              |
| TORTA DE SOYA IMPORTADA                                     | KG  | 543,320.00           | 631,431,200.00   | 1,162.17        | 12              |
| PANELA CUADRADA KG  | UND | 163,817.55           | 623,050,714.00   | 3,803.32        | 14              |
| TORO (KG)   | KG  | 135,767.00           | 584,578,600.00   | 4,305.75        | 4               |
| MAIZ BLANCO IMPORTADO                                       | KG  | 1,513,850.00         | 580,695,692.00   | 383.59          | 47              |
| LENTEJA SECA  | KG  | 202,933.75           | 574,599,003.00   | 2,831.46        | 183             |
| CARNE DE CERDO FRESCA O REFRIGERADA EN CANAL (KG)           | KG  | 74,681.62            | 539,308,763.54   | 7,221.44        | 139             |
| LECHE CRUDA   | LT  | 545,853.00           | 533,175,900.00   | 976.78          | 44              |
| CANELA ELABORADA  | KG  | 11,793.55            | 533,159,580.40   | 45,207.73       | 72              |
| TERNERO   | KG  | 113,150.00           | 485,574,200.00   | 4,291.42        | 9               |
| POLLO MUERTO  | KG  | 98,733.88            | 461,776,865.01   | 4,676.98        | 92              |
| VACA (KG)   | KG  | 142,925.00           | 460,243,570.00   | 3,220.18        | 79              |
| CARNE DE VACUNO FRESCA O REFRIGERADA EN CORTES              | KG  | 23,269.41            | 440,102,096.25   | 18,913.33       | 151             |
| SEMILLAS  | KG  | 25,807,356.43        | 429,490,896.36   | 16.64           | 90              |
| REFRESCO HIDRATANTE   | UND | 6,015.00             | 423,696,600.00   | 70,440.00       | 4               |
| ALIMENTO CONCENTRADO PARA VACUNOS                           | KG  | 470,140.00           | 420,815,031.00   | 895.08          | 416             |
| ABONO INORGANICO COMPUESTO                                  | KG  | 705,099.00           | 408,109,418.01   | 578.80          | 127             |
| CARNE DE POLLO O GALLINA FRESCA O REFRIGERADA EN CORTES     | KG  | 74,256.95            | 402,189,138.00   | 5,416.18        | 586             |
| CAFE EXCELSE  | KG  | 43,579.64            | 389,276,052.00   | 8,932.52        | 6               |
| PULPA   | KG  | 115,243.00           | 386,879,319.99   | 3,357.07        | 29              |
| ALIMENTO CONCENTRADO PARA PECES                             | KG  | 213,860.00           | 376,196,998.99   | 1,759.08        | 235             |
| SEBO DE RES   | KG  | 183,475.60           | 366,016,970.00   | 1,994.91        | 18              |
| CARNE DE CERDO CONGELADA EN CANAL (KG)                      | KG  | 51,143.59            | 362,717,699.47   | 7,092.14        | 16              |
| MIEL VIRGEN   | KG  | 678,080.00           | 339,197,400.00   | 500.23          | 20              |
| TOMATE INDUSTRIAL FRESCO                                    | KG  | 190,549.60           | 312,413,299.99   | 1,639.54        | 98              |
| HUEVO LIQUIDO   | KG  | 60,539.50            | 311,596,150.00   | 5,146.99        | 120             |
| MAIZ AMARILLO NACIONAL SECO                                 | KG  | 374,748.00           | 306,251,651.70   | 817.22          | 46              |
| PLATANO   | KG  | 204,179.80           | 263,908,910.00   | 1,292.53        | 127             |

| Nombre Producto                                    | Um  | Cantidad de Unidades | Total Negociado | Precio promedio | Cantidad Subya. |
|--|-----|----------------------|-----------------|-----------------|-----------------|
| HARINA DE MAIZ                                     | KG  | 393,110.00           | 262,542,849.00  | 667.86          | 58              |
| OLEINA DE PALMA                                    | KG  | 87,960.00            | 258,770,695.01  | 2,941.91        | 5               |
| ACEITE CRUDO DE PALMISTE                           | KG  | 61,970.00            | 248,871,520.00  | 4,016.00        | 1               |
| COCO FRESCO  | UND | 260,113.00           | 238,374,962.79  | 916.43          | 29              |
| HARINA DE ARROZ                                    | KG  | 413,464.15           | 235,244,327.00  | 568.96          | 27              |
| LECHE EN POLVO ENTERA NACIONAL (KG)                | KG  | 17,169.08            | 228,707,428.00  | 13,320.89       | 60              |
| ALMENDRA DE PALMA                                  | KG  | 197,780.00           | 221,548,360.00  | 1,120.18        | 6               |
| HARINA DE SANGRE                                   | KG  | 69,810.00            | 220,880,870.00  | 3,164.03        | 3               |
| CERDO CEBA (UN)                                    | UND | 885.00               | 214,285,860.00  | 242,130.92      | 6               |
| FRIJOL CARGAMANTO ROJO NACIONAL SECO               | KG  | 34,806.85            | 208,915,886.00  | 6,002.15        | 62              |
| FILETE   | KG  | 25,676.60            | 197,904,533.00  | 7,707.58        | 10              |
| MAIZ BLANCO NACIONAL SECO                          | KG  | 219,565.25           | 191,164,000.00  | 870.65          | 23              |
| SEMILLA PARA SIEMBRA (KG)                          | KG  | 15,553.59            | 182,225,395.69  | 11,715.97       | 98              |
| CARNE DE CERDO FRESCA O REFRIGERADA EN CORTES (KG) | KG  | 18,349.18            | 176,425,868.00  | 9,614.92        | 93              |
| MAIZ PIRA SECO                                     | KG  | 90,430.35            | 173,754,369.00  | 1,921.42        | 92              |
| CEBOLLA CABEZONA                                   | KG  | 126,388.00           | 172,968,402.48  | 1,368.55        | 63              |
| NOVILLA  | KG  | 44,153.00            | 172,819,210.00  | 3,914.10        | 13              |
| HUEVO FRESCO DE GALLINA BLANCO (KG)                | KG  | 325,238.00           | 171,054,210.00  | 525.94          | 11              |
| ABONO ORGANICO LIQUIDO SIMPLE                      | LT  | 8,909.00             | 169,927,900.00  | 19,073.73       | 41              |
| HARINA DE SOYA                                     | KG  | 135,540.00           | 164,913,000.00  | 1,216.71        | 2               |
| FRIJOL CARGAMANTO BLANCO NACIONAL SECO             | KG  | 26,093.25            | 164,075,550.00  | 6,288.05        | 47              |
| ABONO ORGANICO SOLIDO SIMPLE                       | KG  | 892,360.00           | 160,984,810.02  | 180.40          | 22              |
| FRUTAS EN ALMIBAR                                  | KG  | 5,151.95             | 159,250,229.00  | 30,910.67       | 48              |
| ALPISTE  | KG  | 75,377.20            | 148,527,918.75  | 1,970.46        | 85              |
| ARVEJA VERDE SECA                                  | KG  | 95,905.36            | 145,311,159.00  | 1,515.15        | 136             |
| FERTILIZANTES                                      | KG  | 86,692.00            | 141,056,100.00  | 1,627.09        | 101             |
| HUEVO FRESCO DE GALLINA BLANCO (UN)                | UND | 755,421.00           | 140,091,360.04  | 185.45          | 12              |
| TERNERO  | UND | 140.00               | 132,384,048.00  | 945,600.34      | 1               |
| CEBOLLA LARGA FRESCA                               | KG  | 136,114.40           | 130,908,800.00  | 961.76          | 83              |
| VISCERAS DE VACUNO (KG)                            | KG  | 333,151.32           | 128,560,489.00  | 385.89          | 94              |
| PAPA CRIOLLA                                       | KG  | 74,413.60            | 128,456,479.99  | 1,726.25        | 45              |
| HARINA DE CARNE Y HUESO                            | KG  | 108,820.00           | 125,937,760.00  | 1,157.30        | 5               |
| ACEITE CRUDO DE PALMA TIPO EXPORTACION             | KG  | 53,940.00            | 122,835,380.00  | 2,277.26        | 4               |
| ARVEJA FRESCA                                      | KG  | 44,356.54            | 121,375,650.00  | 2,736.36        | 75              |
| ACEITE REFINADO DE SOYA (LT)                       | LT  | 35,528.00            | 118,550,860.75  | 3,336.83        | 38              |
| FRIJOL CALIMA NACIONAL SECO                        | KG  | 27,968.95            | 118,502,452.00  | 4,236.93        | 51              |
| MIEL DE PURGA                                      | KG  | 416,059.85           | 114,298,750.00  | 274.72          | 14              |
| NUEZ   | KG  | 2,911.32             | 114,290,321.20  | 39,257.22       | 25              |
| BUFALO EN PIE (KG)                                 | KG  | 34,379.00            | 114,020,000.00  | 3,316.56        | 2               |
| BOCADILLO  | UND | 17,966.00            | 113,241,760.48  | 6,303.11        | 75              |
| ACEITE DESGOMADO DE SOYA                           | KG  | 41,260.00            | 112,676,855.20  | 2,730.90        | 2               |
| CARNE MOLIDA                                       | KG  | 8,556.68             | 111,280,047.11  | 13,005.05       | 58              |
| SARDINAS ENLATADAS EN ACEITE                       | UND | 51,080.00            | 109,521,368.00  | 2,144.11        | 91              |
| CERDO LEVANTE (UN)                                 | UND | 808.00               | 108,864,173.00  | 134,732.89      | 2               |
| MORA   | KG  | 43,369.80            | 104,253,702.00  | 2,403.83        | 44              |
| GANADO   | UND | 50.00                | 103,654,880.00  | 2,073,097.60    | 6               |
| AZUCAR REFINADA (KG)                               | KG  | 56,780.00            | 102,509,000.00  | 1,805.37        | 4               |
| FRIJOL BOLA ROJA NACIONAL SECO                     | KG  | 16,247.60            | 102,507,840.00  | 6,309.11        | 45              |
| PANELA REDONDA (UN)                                | UND | 53,374.60            | 102,422,000.00  | 1,918.93        | 54              |
| ZANAHORIA FRESCA                                   | KG  | 78,659.80            | 96,587,710.00   | 1,227.92        | 45              |
| ATUN ENLATADO LOMO EN ACEITE (UN)                  | UND | 35,496.00            | 92,487,842.00   | 2,605.58        | 88              |

| Nombre Producto                               | Um  | Cantidad de Unidades | Total Negociado | Precio promedio | Cantidad Subya. |
|---|-----|----------------------|-----------------|-----------------|-----------------|
| ABONO INORGANICO SIMPLE                       | KG  | 72,500.00            | 91,811,000.00   | 1,266.36        | 25              |
| EMPAQUE DE FIQUE                              | UND | 37,965.00            | 90,011,580.00   | 2,370.91        | 18              |
| YUCA CONSUMO HUMANO                           | KG  | 161,515.00           | 89,928,850.01   | 556.78          | 39              |
| TORTA DE PALMISTE                             | KG  | 351,570.00           | 89,872,810.01   | 255.63          | 11              |
| GRITS   | KG  | 63,000.00            | 89,175,000.00   | 1,415.48        | 4               |
| CUCHUCO                                       | KG  | 71,171.25            | 88,947,155.50   | 1,249.76        | 29              |
| UVA PASA                                      | KG  | 13,192.00            | 88,007,652.00   | 6,671.29        | 34              |
| NOVILLA                                       | UND | 19,935.00            | 83,727,000.00   | 4,200.00        | 1               |
| BOCADILLO                                     | KG  | 22,957.00            | 80,494,722.98   | 3,506.33        | 11              |
| POLLITAS                                      | UND | 32,379.00            | 80,073,589.00   | 2,473.01        | 20              |
| HABICHUELA FRESCA                             | KG  | 37,962.80            | 78,787,880.00   | 2,075.40        | 53              |
| LECHE EN POLVO DESCREMADA NACIONAL (KG)       | KG  | 11,620.00            | 78,296,300.00   | 6,738.06        | 6               |
| ACIDO GRASO DE PALMA                          | KG  | 45,270.00            | 78,196,590.00   | 1,727.34        | 3               |
| COMINO ELABORADO                              | KG  | 6,651.85             | 75,759,306.80   | 11,389.21       | 43              |
| ACEITE REPROCESADO                            | KG  | 39,324.00            | 75,618,260.00   | 1,922.95        | 2               |
| ARROZ CRISTAL INDUSTRIAL                      | KG  | 94,390.10            | 74,500,984.00   | 789.29          | 5               |
| VISCERAS DE VACUNO (UN)                       | UND | 558.60               | 72,699,444.00   | 130,145.80      | 43              |
| GALLINA PONEDORA (UN)                         | UND | 13,319.00            | 72,240,500.00   | 5,423.87        | 13              |
| ARROZ CRISTAL CONSUMO HUMANO                  | KG  | 68,918.00            | 69,760,356.00   | 1,012.22        | 59              |
| PREMEZCLAS PARA ALIMENTOS CONCENTRADOS        | KG  | 81,055.00            | 68,952,051.00   | 850.68          | 39              |
| PAPA SABANERA                                 | KG  | 82,368.00            | 68,405,000.00   | 830.48          | 33              |
| ALMENDRA                                      | KG  | 2,414.74             | 66,496,850.00   | 27,537.89       | 28              |
| CHORIZO                                       | UND | 15,526.00            | 65,923,618.96   | 4,246.01        | 52              |
| NUEZ MOSCADA ELABORADA                        | KG  | 1,485.45             | 65,559,592.40   | 44,134.50       | 22              |
| CERDO LEVANTE (KG)                            | KG  | 6,388.00             | 64,654,341.00   | 10,121.22       | 2               |
| ACEITE REFINADO DE SOYA (KG)                  | KG  | 18,764.53            | 64,474,049.40   | 3,435.95        | 30              |
| PIMIENTA ELABORADA                            | KG  | 5,188.53             | 64,148,519.76   | 12,363.52       | 26              |
| SAL INDUSTRIAL                                | KG  | 187,140.00           | 58,143,880.00   | 310.70          | 19              |
| ACEITE REFINADO DE PALMA (LT)                 | LT  | 18,962.60            | 55,997,142.00   | 2,953.03        | 15              |
| ARROZ BLANCO NACIONAL EN BOLSA DE POLIETILENO | UND | 57,000.00            | 53,810,000.00   | 944.04          | 18              |
| ESTEARINA DE PALMA                            | KG  | 24,450.00            | 53,424,300.00   | 2,185.04        | 2               |
| LULO  | KG  | 21,814.00            | 53,294,440.00   | 2,443.13        | 44              |
| LECHUGA                                       | KG  | 53,664.40            | 53,173,420.00   | 990.85          | 107             |
| FRIJOL RADICAL NACIONAL SECO                  | KG  | 11,943.40            | 51,452,185.00   | 4,308.00        | 53              |
| TOCINO  | KG  | 6,929.15             | 51,206,741.00   | 7,390.05        | 34              |
| CARNE DE POLLO O GALLINA CONGELADA EN CORTES  | KG  | 75,136.00            | 50,460,430.00   | 671.59          | 13              |
| AJO FRESCO                                    | KG  | 12,189.00            | 49,918,504.24   | 4,095.37        | 25              |
| CARNE DE PAVO FRESCA O REFRIGERADA            | KG  | 3,685.48             | 49,703,140.36   | 13,486.21       | 164             |
| ARVEJA AMARILLA SECA                          | KG  | 33,155.85            | 49,312,075.00   | 1,487.28        | 43              |
| MEZCLA DE ACEITES VEGETALES                   | LT  | 14,107.00            | 48,032,919.00   | 3,404.90        | 12              |
| FRIJOL ROJO NACIONAL SECO                     | KG  | 11,514.40            | 47,109,160.00   | 4,091.33        | 4               |
| BANANO FRESCO                                 | KG  | 42,062.00            | 44,811,200.00   | 1,065.36        | 46              |
| ALIMENTO CONCENTRADO PARA CABALLOS            | KG  | 45,920.00            | 44,368,322.00   | 966.21          | 114             |
| MOGOLLA                                       | KG  | 77,809.22            | 43,774,714.00   | 562.59          | 9               |
| EMPAQUE DE YUTE                               | UND | 121,260.00           | 43,540,640.00   | 359.07          | 7               |
| UVA FRESCA                                    | KG  | 20,451.80            | 43,123,500.00   | 2,108.54        | 70              |
| NARANJA                                       | KG  | 51,603.00            | 42,456,700.00   | 822.76          | 19              |
| CAUCHO NATURAL                                | KG  | 7,110.00             | 41,742,000.00   | 5,870.89        | 5               |
| MARACUYA                                      | KG  | 24,226.70            | 40,115,525.00   | 1,655.84        | 44              |
| CILANTRO                                      | KG  | 19,983.60            | 39,628,960.00   | 1,983.07        | 46              |
| MANZANA                                       | KG  | 23,835.00            | 39,381,100.00   | 1,652.24        | 52              |

| Nombre Producto                           | Um  | Cantidad de Unidades | Total Negociado | Precio promedio | Cantidad Subya. |
|---|-----|----------------------|-----------------|-----------------|-----------------|
| MAZORCA FRESCA                            | KG  | 19,934.20            | 38,943,880.00   | 1,953.62        | 130             |
| ARRACACHA FRESCA                          | KG  | 20,092.40            | 37,513,200.00   | 1,867.03        | 33              |
| SUERO DE LECHE                            | KG  | 8,790.00             | 37,458,940.00   | 4,261.54        | 6               |
| FRIJOL ROSADO NACIONAL SECO               | KG  | 9,064.75             | 35,989,500.00   | 3,970.27        | 27              |
| GUAYABA                                   | KG  | 44,238.00            | 35,191,019.97   | 795.49          | 20              |
| FRIJOL LIMA NACIONAL SECO                 | KG  | 7,973.50             | 34,250,500.00   | 4,295.54        | 10              |
| MAIZ AMARILLO TRILLADO                    | KG  | 23,111.00            | 34,230,749.00   | 1,481.15        | 38              |
| AJONJOLI IMPORTADO                        | KG  | 5,000.00             | 33,613,450.00   | 6,722.69        | 1               |
| PIEL FRESCA DE RES (UN)                   | UND | 719.00               | 32,355,000.00   | 45,000.00       | 1               |
| PIEL FRESCA DE RES (KG)                   | KG  | 35,560.50            | 31,800,250.00   | 894.26          | 19              |
| CLAVO DE OLOR ELABORADO                   | KG  | 959.29               | 30,875,559.17   | 32,185.70       | 20              |
| ATUN ENLATADO LOMO FINO EN AGUA (UN)      | UND | 11,472.00            | 30,457,671.00   | 2,654.96        | 49              |
| MELAZA                                    | KG  | 72,350.00            | 29,758,099.99   | 411.31          | 4               |
| CALDO DE COSTILLA                         | UND | 137,072.00           | 28,108,994.00   | 205.07          | 22              |
| ARANDANOS                                 | KG  | 2,324.70             | 28,065,695.84   | 12,072.82       | 12              |
| LECHE LIQUIDA (LT)                        | LT  | 15,871.80            | 27,327,750.00   | 1,721.78        | 43              |
| HARINA DE MAIZ                            | UND | 15,133.00            | 27,226,040.00   | 1,799.12        | 7               |
| FRIJOL CARGABELLO NACIONAL SECO           | KG  | 5,522.50             | 26,912,000.00   | 4,873.16        | 10              |
| FRIJOL VERDE                              | KG  | 10,310.50            | 26,666,250.00   | 2,586.32        | 34              |
| CARNE DE CERDO CONGELADA EN CORTES        | KG  | 2,836.95             | 25,705,377.00   | 9,060.92        | 12              |
| MANI EN GRANO                             | KG  | 4,274.40             | 25,363,688.00   | 5,933.86        | 15              |
| HARINA DE TRIGO DE TERCERA                | KG  | 33,950.00            | 24,953,250.00   | 735.00          | 1               |
| CAL DOLOMITA                              | KG  | 87,175.00            | 24,662,200.00   | 282.90          | 16              |
| FOSFATO MONODICALCICO                     | KG  | 11,000.00            | 24,572,000.00   | 2,233.82        | 3               |
| PEPINO FRESCO                             | KG  | 21,389.00            | 23,949,800.00   | 1,119.73        | 54              |
| AHUYAMA                                   | KG  | 33,177.00            | 23,251,600.00   | 700.83          | 52              |
| GARBANZO SECO                             | KG  | 4,581.10             | 22,752,350.00   | 4,966.57        | 68              |
| MANGO                                     | KG  | 17,665.20            | 22,571,140.00   | 1,277.72        | 45              |
| AGUACATE                                  | KG  | 4,466.00             | 22,124,850.00   | 4,954.06        | 33              |
| GRANZA                                    | KG  | 40,500.00            | 21,977,000.00   | 542.64          | 2               |
| TOMATE DE ARBOL                           | KG  | 9,522.90             | 21,527,370.00   | 2,260.59        | 16              |
| FRESA                                     | KG  | 7,279.00             | 21,350,900.00   | 2,933.22        | 59              |
| FRIJOL CARAOTA NACIONAL SECO              | KG  | 6,034.00             | 21,327,800.00   | 3,534.60        | 16              |
| LECHE EN POLVO ENTERA NACIONAL (UN)       | UND | 4,050.00             | 21,024,500.00   | 5,191.23        | 4               |
| PAPAYA                                    | KG  | 15,317.40            | 21,011,110.00   | 1,371.72        | 38              |
| FRIJOL SABANERO NACIONAL SECO             | KG  | 3,671.10             | 20,679,377.00   | 5,633.02        | 21              |
| PAPA R-12 NEGRA                           | KG  | 49,640.00            | 19,463,000.00   | 392.08          | 45              |
| AVENA EN HOJUELAS (KG)                    | KG  | 5,880.00             | 18,296,076.00   | 3,111.58        | 10              |
| HUESO DE RES                              | KG  | 22,794.00            | 18,237,100.00   | 800.08          | 10              |
| MAIZ BLANCO TRILLADO                      | KG  | 13,656.00            | 17,735,200.00   | 1,298.71        | 12              |
| GRANADILLA                                | KG  | 2,982.50             | 17,351,900.00   | 5,817.90        | 24              |
| FRUTO DE PALMA AFRICANA                   | KG  | 48,945.00            | 16,977,992.66   | 346.88          | 1               |
| CIRUELA PASA                              | UND | 1,922.00             | 16,720,498.28   | 8,699.53        | 17              |
| LECHE EN POLVO ENTERA CONSUMO ANIMAL (KG) | KG  | 2,522.00             | 16,640,484.00   | 6,598.13        | 33              |
| ALIMENTO CONCENTRADO PARA PERROS          | KG  | 8,034.95             | 15,921,461.00   | 1,981.53        | 83              |
| CARNE INDUSTRIAL                          | KG  | 1,981.00             | 15,848,000.00   | 8,000.00        | 6               |
| YUCA CONSUMO INDUSTRIAL SECA              | KG  | 35,030.00            | 15,763,500.00   | 450.00          | 1               |
| PATILLA                                   | KG  | 22,086.00            | 15,631,900.00   | 707.77          | 37              |
| ANIS SIN ELABORAR                         | KG  | 1,138.06             | 15,420,980.48   | 13,550.25       | 12              |
| VISCERAS DE POLLO O GALLINA               | KG  | 35,791.90            | 15,073,413.00   | 421.14          | 16              |
| FUNGICIDAS                                | KG  | 677.33               | 14,919,821.00   | 22,027.40       | 44              |



| Nombre Producto   | Um  | Cantidad de Unidades | Total Negociado | Precio promedio | Cantidad Subya. |
|---|-----|----------------------|-----------------|-----------------|-----------------|
| CASCARILLA  | KG  | 79,674.00            | 14,899,740.00   | 187.01          | 6               |
| FRIJOL NACIONAL   | KG  | 4,312.15             | 14,781,869.00   | 3,427.96        | 31              |
| PIMENTON FRESCO   | KG  | 5,730.00             | 14,748,680.00   | 2,573.94        | 23              |
| VACA (UN)   | UND | 11.00                | 14,300,000.00   | 1,300,000.00    | 2               |
| MELON   | KG  | 6,875.20             | 13,938,800.00   | 2,027.40        | 24              |
| ALIMENTO CONCENTRADO PARA CABRAS                            | KG  | 12,360.00            | 13,881,576.00   | 1,123.10        | 18              |
| HERBICIDAS  | KG  | 803.87               | 13,799,117.00   | 17,165.86       | 42              |
| ESPINACA FRESCA   | KG  | 9,945.00             | 13,188,600.00   | 1,326.15        | 30              |
| NOVILLO (UN)  | UND | 2.00                 | 13,000,000.00   | 6,500,000.00    | 1               |
| CERDO CEBA (KG)   | KG  | 2,312.00             | 12,484,800.00   | 5,400.00        | 1               |
| FRIJOL NIMA NACIONAL SECO                                   | KG  | 2,687.50             | 12,440,000.00   | 4,628.84        | 2               |
| PAN   | KG  | 29,510.00            | 12,435,200.00   | 421.39          | 4               |
| AZUCAR CRUDA  | KG  | 5,987.50             | 12,211,334.00   | 2,039.47        | 28              |
| LINAZA  | KG  | 4,835.50             | 11,976,071.00   | 2,476.70        | 10              |
| HARINA DE TRIGO DE PRIMERA EN SACO                          | KG  | 7,025.00             | 11,184,436.00   | 1,592.09        | 14              |
| ACEITE REFINADO DE PALMISTE (KG)                            | KG  | 2,112.00             | 11,109,120.00   | 5,260.00        | 1               |
| CARNE DE CERDO FRESCA O REFRIGERADA DESPOSTADA              | KG  | 1,292.50             | 10,722,800.00   | 8,296.17        | 5               |
| FRIJOL BLANQUILLO NACIONAL SECO                             | KG  | 2,934.80             | 10,702,600.00   | 3,646.79        | 40              |
| CARNE DE POLLO O GALLINA FRESCA O REFRIGERADA EN CANAL (UN) | UND | 1,855.20             | 10,555,847.00   | 5,689.87        | 33              |
| INSECTICIDAS  | KG  | 494.21               | 10,480,518.00   | 21,206.82       | 47              |
| MADERA ORDINARIA  | UND | 867.00               | 10,404,000.00   | 12,000.00       | 2               |
| FRUTAS DESHIDRATADAS  | KG  | 749.20               | 10,283,920.00   | 13,726.53       | 4               |
| PERA  | KG  | 2,076.00             | 10,184,000.00   | 4,905.59        | 15              |
| MADERA ASERRADA   | UND | 743.87               | 10,042,245.00   | 13,500.00       | 4               |
| HARINA DE MAIZ ZOOTECNICA                                   | KG  | 13,807.62            | 9,715,699.00    | 703.65          | 2               |
| APIO  | KG  | 11,502.80            | 9,687,750.00    | 842.21          | 39              |
| AROMATICAS TIPO EXPORTACION                                 | KG  | 385.00               | 9,504,672.00    | 24,687.46       | 7               |
| VEGETALES ENCURTIDOS  | UND | 1,194.00             | 9,293,592.00    | 7,783.58        | 32              |
| FRIJOL BOLON NACIONAL SECO                                  | KG  | 1,724.00             | 8,937,584.00    | 5,184.21        | 4               |
| ATUN ENTERO FRESCO O REFRIGERADO                            | KG  | 3,552.00             | 8,810,757.00    | 2,480.51        | 5               |
| PISTACHOS   | KG  | 190.00               | 8,644,550.00    | 45,497.63       | 4               |
| ACEITE REFINADO DE PALMA (KG)                               | KG  | 2,250.00             | 8,146,500.00    | 3,620.67        | 2               |
| LIMON   | KG  | 6,183.00             | 8,111,800.00    | 1,311.95        | 14              |
| MAIZ AMARILLO EXTRUIDO                                      | KG  | 7,925.00             | 7,901,225.00    | 997.00          | 1               |
| PITAHAYA  | KG  | 1,310.00             | 7,819,000.00    | 5,968.70        | 16              |
| MAIZ BLANCO NACIONAL HUMEDO                                 | KG  | 7,200.00             | 7,632,000.00    | 1,060.00        | 2               |
| TERNERA (KG)  | KG  | 1,783.00             | 7,631,240.00    | 4,280.00        | 1               |
| ALIMENTO CONCENTRADO PARA GATOS                             | KG  | 2,031.36             | 7,536,096.00    | 3,709.88        | 60              |
| REMOLACHA   | KG  | 11,781.00            | 7,442,600.00    | 631.75          | 24              |
| GUANABANA   | KG  | 3,178.40             | 7,300,500.00    | 2,296.91        | 22              |
| RIPIO   | KG  | 2,699.00             | 7,287,300.00    | 2,700.00        | 1               |
| CHAMPIÑON FRESCO  | KG  | 4,633.00             | 7,018,966.32    | 1,514.99        | 33              |
| FRIJOL DUBA NACIONAL SECO                                   | KG  | 1,471.90             | 6,890,650.00    | 4,681.47        | 14              |
| CIRUELA FRESCA  | KG  | 9,349.60             | 6,504,260.00    | 695.67          | 39              |
| HARINA DE PAN MOLIDO  | KG  | 9,993.00             | 6,495,450.00    | 650.00          | 1               |
| CAMARON   | KG  | 200.00               | 6,142,000.00    | 30,710.00       | 5               |
| CORTES  | KG  | 804.50               | 6,013,080.00    | 7,474.31        | 6               |
| GRANOS Y VIVERES POR LOTE                                   | UND | 85.00                | 5,999,991.00    | 70,588.13       | 85              |
| ACIDO GRASO DE SOYA   | KG  | 3,620.00             | 5,973,000.00    | 1,650.00        | 1               |
| ALIMENTO CONCENTRADO PARA ANIMALES POR LOTE                 | UND | 79.00                | 5,925,137.00    | 75,001.73       | 79              |
| PIÑA  | KG  | 3,500.00             | 5,900,000.00    | 1,685.71        | 4               |

| Nombre Producto                               | Um  | Cantidad de Unidades | Total Negociado | Precio promedio | Cantidad Subya. |
|---|-----|----------------------|-----------------|-----------------|-----------------|
| COLIFLOR                                      | KG  | 5,277.50             | 5,866,220.00    | 1,111.55        | 37              |
| MEZCLA DE EMBUTIDOS VARIOS                    | KG  | 372.30               | 5,789,175.20    | 15,549.76       | 17              |
| AJONJOLI NACIONAL                             | KG  | 825.00               | 5,745,000.00    | 6,963.64        | 5               |
| MARGARINA DE COCINA (KG)                      | KG  | 1,356.00             | 5,650,520.36    | 4,167.05        | 16              |
| MANI SALADO                                   | UND | 675.00               | 5,621,576.00    | 8,328.26        | 10              |
| AVENA EN HOJUELAS (UN)                        | UND | 3,696.00             | 5,537,752.00    | 1,498.31        | 2               |
| DURAZNO                                       | KG  | 1,467.00             | 5,326,500.00    | 3,630.88        | 31              |
| PANELON                                       | KG  | 1,632.50             | 5,285,000.00    | 3,237.37        | 3               |
| BROCOLI FRESCO                                | KG  | 5,948.40             | 5,109,740.00    | 859.01          | 43              |
| COCO FRESCO                                   | KG  | 1,680.00             | 5,016,000.00    | 2,985.71        | 19              |
| HARINA DE PLATANO                             | KG  | 769.00               | 4,688,144.40    | 6,096.42        | 26              |
| FORRAJE                                       | KG  | 8,000.00             | 4,480,000.00    | 560.00          | 1               |
| CARNE DE PAVO CONGELADA EN CORTES             | KG  | 179.60               | 4,236,655.00    | 23,589.39       | 27              |
| SALCHICHA DE RES                              | UND | 703.63               | 4,043,401.81    | 5,746.49        | 24              |
| TORO (UN)                                     | UND | 1.00                 | 4,000,000.00    | 4,000,000.00    | 1               |
| MANDARINA                                     | KG  | 2,428.70             | 3,849,410.00    | 1,584.97        | 10              |
| POLLO CONGELADO                               | KG  | 696.65               | 3,812,035.00    | 5,471.95        | 2               |
| CURUBA  | KG  | 3,370.00             | 3,719,500.00    | 1,103.71        | 10              |
| ACELGA  | KG  | 10,191.00            | 3,693,000.00    | 362.38          | 28              |
| CARNE DE VACUNO CONGELADA EN CANAL (UN)       | UND | 9,684.00             | 3,619,260.00    | 373.74          | 9               |
| CALABACIN                                     | KG  | 3,922.48             | 3,502,840.00    | 893.02          | 47              |
| PARGO ROJO ENTERO FRESCO O REFRIGERADO        | KG  | 142.30               | 3,462,680.00    | 24,333.66       | 2               |
| HARINA DE HUESO                               | KG  | 2,990.00             | 3,438,519.00    | 1,150.01        | 1               |
| PANELA EN PASTILLA (KG)                       | KG  | 1,152.00             | 3,360,000.00    | 2,916.67        | 2               |
| HUEVO ENTERO EN POLVO                         | KG  | 195.00               | 3,306,000.00    | 16,953.85       | 3               |
| AVENA EN HARINA SABORIZADA CON LECHE Y AZUCAR | UND | 2,952.00             | 3,271,032.00    | 1,108.07        | 3               |
| PIEL DE POLLO                                 | KG  | 2,012.00             | 3,119,200.00    | 1,550.30        | 2               |
| UREA NACIONAL                                 | KG  | 2,500.00             | 3,100,000.00    | 1,240.00        | 1               |
| PULPO   | KG  | 102.00               | 2,958,000.00    | 29,000.00       | 1               |
| HOJUELAS DE MAIZ                              | KG  | 889.00               | 2,934,936.02    | 3,301.39        | 38              |
| MAIZ AMARILLO NACIONAL HUMEDO                 | KG  | 3,190.00             | 2,874,120.00    | 900.98          | 4               |
| REPOLLO FRESCO                                | KG  | 3,820.00             | 2,864,000.00    | 749.74          | 27              |
| HUEVO FRESCO DE GALLINA ROJO (KG)             | KG  | 17,380.00            | 2,860,600.00    | 164.59          | 11              |
| ALIMENTOS AGRICOLAS PRECOCIDOS                | UND | 1,373.00             | 2,761,215.00    | 2,011.08        | 12              |
| MIXTURA DE CEREALES Y FRUTAS SECAS            | KG  | 102.75               | 2,607,700.00    | 25,379.08       | 4               |
| FRIJOL CABECITA NEGRA NACIONAL SECO           | KG  | 735.00               | 2,594,500.00    | 3,529.93        | 13              |
| CIDRA-GUATILA-CHAYOTE                         | KG  | 6,628.40             | 2,438,280.00    | 367.85          | 25              |
| CHOCOLATE EN PASTA CON AZUCAR                 | KG  | 690.00               | 2,386,911.90    | 3,459.29        | 7               |
| ACEITE REFINADO DE GIRASOL (LT)               | LT  | 772.00               | 2,359,129.76    | 3,055.87        | 2               |
| MARGARINA DE COCINA (UN)                      | UND | 840.00               | 2,176,640.00    | 2,591.24        | 20              |
| ABONO ORGANICO REFORZADO POR LOTE             | UND | 689.00               | 2,047,202.00    | 2,971.27        | 8               |
| MAIZ PORVA SECO                               | KG  | 787.50               | 2,033,750.00    | 2,582.54        | 4               |
| TOCINETA                                      | KG  | 90.50                | 1,877,440.00    | 20,745.19       | 9               |
| HABA-FRESCA                                   | KG  | 1,542.00             | 1,867,300.00    | 1,210.96        | 19              |
| FRIJOL SOYA QUEBRANTADO                       | KG  | 1,000.00             | 1,730,000.00    | 1,730.00        | 1               |
| PARTES DE SEMOVIENTES                         | KG  | 141.20               | 1,678,240.00    | 11,885.55       | 2               |
| CARNE DE VACUNO CONGELADA EN CORTES           | KG  | 84.00                | 1,619,900.00    | 19,284.52       | 6               |
| MORTADELA                                     | UND | 11,915.00            | 1,501,290.00    | 126.00          | 12              |
| CARNE   | UND | 3,380.00             | 1,450,020.00    | 429.00          | 1               |
| ALIMENTO CONCENTRADO PARA CONEJOS Y CURIÉS    | KG  | 1,240.00             | 1,424,682.00    | 1,148.94        | 14              |
| ACEITE REFINADO DE OLIVA KG                   | KG  | 84.00                | 1,411,200.00    | 16,800.00       | 1               |



| Nombre Producto                          | Um  | Cantidad de Unidades | Total Negociado | Precio promedio | Cantidad Subya. |
|--|-----|----------------------|-----------------|-----------------|-----------------|
| BERENJENA                                | KG  | 787.29               | 1,398,940.00    | 1,776.91        | 16              |
| CHUCULA                                  | KG  | 487.50               | 1,392,008.00    | 2,855.40        | 7               |
| CEBADA PERLADA                           | KG  | 718.00               | 1,378,498.00    | 1,919.91        | 23              |
| SALCHICHON                               | UND | 649.00               | 1,370,688.00    | 2,112.00        | 12              |
| CORVINA ENTERA FRESCA O REFRIGERADA      | KG  | 50.00                | 1,350,000.00    | 27,000.00       | 1               |
| ADITIVOS PARA ALIMENTOS                  | KG  | 1,122.00             | 1,309,783.56    | 1,167.37        | 46              |
| SALCHICHON                               | KG  | 115.00               | 1,296,850.00    | 11,276.96       | 4               |
| MONDONGO                                 | UND | 130.41               | 1,272,083.00    | 9,754.49        | 13              |
| JENGIBRE ELABORADO                       | UND | 302.00               | 1,217,600.00    | 4,031.79        | 7               |
| MOJARRA ENTERA FRESCA O REFRIGERADA      | KG  | 90.00                | 1,203,480.00    | 13,372.00       | 1               |
| MEZCLA DE VERDURAS VARIAS                | KG  | 2,652.18             | 1,192,769.75    | 449.73          | 3               |
| AVENA MOLIDA                             | KG  | 500.00               | 1,175,000.00    | 2,350.00        | 1               |
| FRIJOL ZARAGOZA                          | UND | 250.00               | 1,175,000.00    | 4,700.00        | 2               |
| AVENA MOLIDA                             | UND | 482.20               | 1,128,102.28    | 2,339.49        | 16              |
| CALAMAR                                  | KG  | 68.20                | 1,126,880.00    | 16,523.17       | 7               |
| SALCHICHA DE CERDO                       | KG  | 138.54               | 1,101,814.66    | 7,953.04        | 6               |
| YEMAS DE HUEVO FRESCAS                   | KG  | 110.00               | 1,058,000.00    | 9,618.18        | 3               |
| PLANTULAS                                | UND | 9,800.00             | 1,045,200.00    | 106.65          | 4               |
| AROMATICAS ELABORADAS                    | UND | 524.30               | 1,025,470.00    | 1,955.88        | 49              |
| PASTA ALIMENTICIA TIPO SOPA              | KG  | 648.00               | 934,602.40      | 1,442.29        | 7               |
| CASCARA                                  | KG  | 15,370.00            | 922,200.00      | 60.00           | 1               |
| AREQUIPE                                 | UND | 390.00               | 897,000.00      | 2,300.00        | 10              |
| JAMONADA DE CERDO AHUMADA                | KG  | 28.60                | 890,595.30      | 31,139.70       | 7               |
| SAL MARINA CONSUMO HUMANO                | KG  | 1,402.00             | 888,063.28      | 633.43          | 12              |
| UCHUVA                                   | KG  | 966.00               | 840,400.00      | 869.98          | 26              |
| EMPAQUE DE POLIPROPILENO                 | UND | 572.00               | 830,392.00      | 1,451.73        | 6               |
| FEIJOA                                   | KG  | 225.00               | 743,500.00      | 3,304.44        | 11              |
| CHORIZO                                  | KG  | 43.00                | 731,360.90      | 17,008.39       | 8               |
| SAL MARINA MOLIDA                        | KG  | 1,190.00             | 658,700.00      | 553.53          | 5               |
| MANI CUBIERTO                            | UND | 125.00               | 588,235.00      | 4,705.88        | 1               |
| CONDIMENTOS MEZCLADOS                    | UND | 723.00               | 586,531.00      | 811.25          | 25              |
| CAFE INSTANTANEO GRANULADO               | UND | 119.00               | 574,302.00      | 4,826.07        | 6               |
| CABRA EN PIE (KG)                        | KG  | 39.64                | 544,776.00      | 13,743.09       | 3               |
| SULFATO DE POTASIO                       | KG  | 200.00               | 522,000.00      | 2,610.00        | 4               |
| MAYONESA                                 | UND | 324.00               | 513,862.32      | 1,585.99        | 5               |
| TILAPIA ROJA ENTERA FRESCA O REFRIGERADA | KG  | 30.00                | 510,000.00      | 17,000.00       | 1               |
| PASTA ALIMENTICIA POR LOTE               | KG  | 170.81               | 496,515.00      | 2,906.83        | 15              |
| CREMA DE LECHE                           | LT  | 54.00                | 472,500.00      | 8,750.00        | 4               |
| CABEZA                                   | KG  | 53.50                | 470,800.00      | 8,800.00        | 1               |
| HABAS SECAS                              | KG  | 100.00               | 470,500.00      | 4,705.00        | 1               |
| VISCERAS DE PAVO                         | KG  | 762.60               | 456,935.00      | 599.18          | 19              |
| SAL YODADA Y REFINADA (KG)               | KG  | 767.00               | 441,000.00      | 574.97          | 3               |
| HUEVOS FRESCOS DE GALLINA                | UND | 2,850.00             | 413,250.00      | 145.00          | 1               |
| GALLETA SALADA                           | UND | 168.00               | 400,338.00      | 2,382.96        | 4               |
| PEREJIL                                  | KG  | 75.80                | 396,960.00      | 5,236.94        | 10              |
| CARNE DE VACUNO DE SEGUNDA               | KG  | 36.50                | 365,000.00      | 10,000.00       | 1               |
| MAIZ TIERNO ENLATADO                     | KG  | 112.26               | 341,313.20      | 3,040.38        | 4               |
| PESCADO FRESCO O REFRIGERADO             | KG  | 40.00                | 340,000.00      | 8,500.00        | 1               |
| MAIZ PETO                                | KG  | 175.00               | 315,000.00      | 1,800.00        | 1               |
| KIWI                                     | KG  | 19.80                | 311,500.00      | 15,732.32       | 2               |
| ALFALFA EN PELLET                        | KG  | 320.00               | 310,000.00      | 968.75          | 2               |

| Nombre Producto                        | Um  | Cantidad de Unidades | Total Negociado           | Precio promedio | Cantidad Subya. |
|--|-----|----------------------|---------------------------|-----------------|-----------------|
| OSOBUCO                                | KG  | 51.90                | 302,400.00                | 5,826.59        | 2               |
| PASTA ALIMENTICIA TIPO SECO            | KG  | 120.00               | 295,240.00                | 2,460.33        | 2               |
| JUREL ENTERO FRESCO O REFRIGERADO      | KG  | 24.00                | 288,000.00                | 12,000.00       | 1               |
| JUGO CONCENTRADO                       | UND | 74.00                | 286,723.00                | 3,874.64        | 3               |
| HIGOS                                  | KG  | 60.00                | 285,000.00                | 4,750.00        | 3               |
| AREQUIPE                               | KG  | 48.00                | 278,400.00                | 5,800.00        | 1               |
| SALCHICHA DE RES                       | KG  | 30.00                | 269,790.00                | 8,993.00        | 2               |
| VISCERAS DE CERDO (UN)                 | UND | 132.00               | 264,000.00                | 2,000.00        | 3               |
| ALOE VERA                              | KG  | 595.00               | 250,000.00                | 420.17          | 4               |
| BOCACHICO ENTERO FRESCO O REFRIGERADO  | KG  | 15.00                | 249,000.00                | 16,600.00       | 1               |
| VINAGRE BLANCO                         | UND | 271.00               | 244,445.60                | 902.01          | 8               |
| MORTADELA                              | KG  | 12.00                | 229,704.00                | 19,142.00       | 3               |
| MEZCLA DE FRUTAS VARIAS                | KG  | 87.00                | 226,774.65                | 2,606.61        | 6               |
| BAGRE EN POSTA CONGELADO               | KG  | 15.00                | 225,000.00                | 15,000.00       | 1               |
| CARACOL                                | KG  | 11.80                | 224,200.00                | 19,000.00       | 1               |
| ALCACHOFA                              | KG  | 55.40                | 203,000.00                | 3,664.26        | 4               |
| ALMEJAS                                | KG  | 16.60                | 201,700.00                | 12,150.60       | 2               |
| ALIMENTO CONCENTRADO PARA YEGUAS       | KG  | 200.00               | 199,310.00                | 996.55          | 1               |
| CEBADA NACIONAL CONSUMO DIRECTO        | KG  | 75.00                | 199,042.00                | 2,653.89        | 4               |
| MAIZ TOSTADO                           | KG  | 15.00                | 160,500.00                | 10,700.00       | 1               |
| HENO                                   | KG  | 308.00               | 156,600.00                | 508.44          | 1               |
| MANZANA                                | UND | 25.00                | 140,000.00                | 5,600.00        | 1               |
| QUINUA SECO                            | KG  | 51.00                | 139,095.50                | 2,727.36        | 2               |
| BREVA FRESCA                           | KG  | 29.00                | 137,500.00                | 4,741.38        | 2               |
| SEMILLA PARA SIEMBRA (UN)              | UND | 0.04                 | 136,480.00                | 3,481,632.65    | 1               |
| JAIBA                                  | KG  | 6.00                 | 135,000.00                | 22,500.00       | 1               |
| PEZUÑAS                                | KG  | 53.65                | 134,125.00                | 2,500.00        | 1               |
| CARNE DE TERNERA DESPOSTADA            | KG  | 11.00                | 132,205.00                | 12,018.64       | 2               |
| AROMATICAS ELABORADAS                  | KG  | 120.00               | 106,044.84                | 883.71          | 9               |
| AVENA LIQUIDA                          | UND | 162.00               | 105,300.00                | 650.00          | 3               |
| MEJILLON                               | KG  | 10.00                | 105,000.00                | 10,500.00       | 2               |
| CALDO DE GALLINA                       | UND | 480.00               | 102,130.00                | 212.77          | 2               |
| ÑAME                                   | KG  | 50.00                | 100,000.00                | 2,000.00        | 1               |
| OREGANO MOLIDO                         | KG  | 132.00               | 99,963.36                 | 757.30          | 6               |
| HUESO DE POLLO                         | KG  | 464.70               | 92,940.00                 | 200.00          | 2               |
| MOSTAZA                                | UND | 2.00                 | 84,000.00                 | 42,000.00       | 1               |
| VINAGRE DE FRUTAS                      | UND | 20.00                | 73,009.00                 | 3,650.45        | 2               |
| SUBPRODUCTOS CARNICOS                  | KG  | 22.00                | 72,358.00                 | 3,289.00        | 1               |
| TRIGO IMPORTADO DURO                   | KG  | 50.00                | 60,000.00                 | 1,200.00        | 1               |
| TRITURADO                              | KG  | 50.00                | 46,000.00                 | 920.00          | 1               |
| LECHE DE SOYA EN POLVO                 | KG  | 12.00                | 44,611.80                 | 3,717.65        | 1               |
| PASTA DE TOMATE                        | UND | 4.00                 | 42,017.00                 | 10,504.25       | 1               |
| LAUREL                                 | KG  | 60.00                | 40,890.60                 | 681.51          | 3               |
| TOMILLO SIN ELABORAR                   | KG  | 36.00                | 25,744.68                 | 715.13          | 1               |
| HUESO DE CERDO                         | KG  | 5.10                 | 15,300.00                 | 3,000.00        | 1               |
| SORGO IMPORTADO                        | KG  | 12.50                | 15,237.50                 | 1,219.00        | 1               |
| CORTES DE PESCADO FRESCO O REFRIGERADO | KG  | 2.00                 | 10,000.00                 | 5,000.00        | 1               |
| <b>Total Registro de Factura (RF).</b> |     |                      | <b>106,608,614,902.82</b> |                 | <b>17,859</b>   |

El precio promedio para los Registros de Facturas está afectado por el registro en la diferentes ciudades y es susceptible a modificación; según los términos y condiciones pactadas en el Reglamento de la BMC EXCHANGE.

| Tipo | Negocio | Descripción | valor negocio | dias plazo | valor tasa venta % | Punta |
|------|---------|-------------|---------------|------------|--------------------|-------|
|------|---------|-------------|---------------|------------|--------------------|-------|

## Posturas de Referencia Físicos

| Tipo  | Negocio | Producto | Unidad | Cantidad | Sitio Entrega | Precio Venta | Precio Compra | Punta |
|-------|---------|----------|--------|----------|---------------|--------------|---------------|-------|
| Tipo2 | Negocio | Producto | Unidad | Cantidad | Sitio Entrega | Precio Venta | Precio Compra | Punta |

## Suspensiones Rueda por Rompimientos de Precios Físicos

| Consec. Interno | Producto | Sitio Entrega | Unidad Medida | Precio Piso Inicial | Precio Techo Inicial | Precio Ruptura c | Precio Ruptura v | precio piso actual | precio techo actual |
|-----------------|----------|---------------|---------------|---------------------|----------------------|------------------|------------------|--------------------|---------------------|
|-----------------|----------|---------------|---------------|---------------------|----------------------|------------------|------------------|--------------------|---------------------|

## Subasta

## Operaciones Anuladas OMA's

| Nombre Producto | Total negocio | Cantidad | Número Ope. | Descripción | Descripción subyacente | Cantidad |
|-----------------|---------------|----------|-------------|-------------|------------------------|----------|
|-----------------|---------------|----------|-------------|-------------|------------------------|----------|

## Operaciones Anuladas.

| Número Operación | Fecha Operación | Número Oficio Anulación | Fecha Anulación | Causa Anulación |
|------------------|-----------------|-------------------------|-----------------|-----------------|
|------------------|-----------------|-------------------------|-----------------|-----------------|