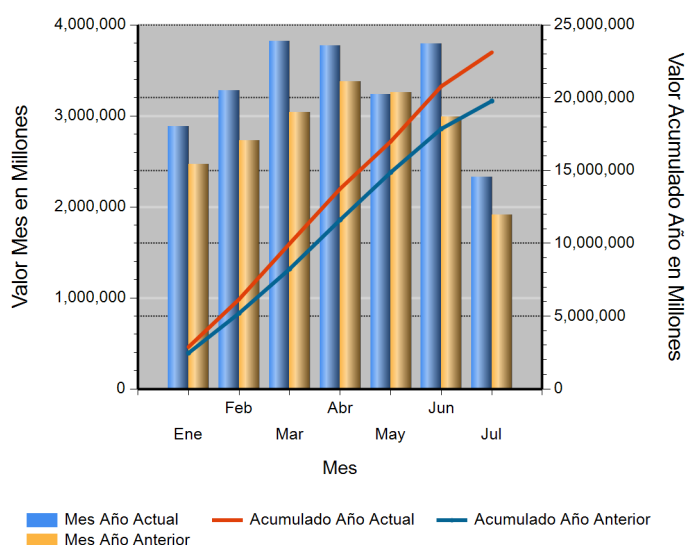


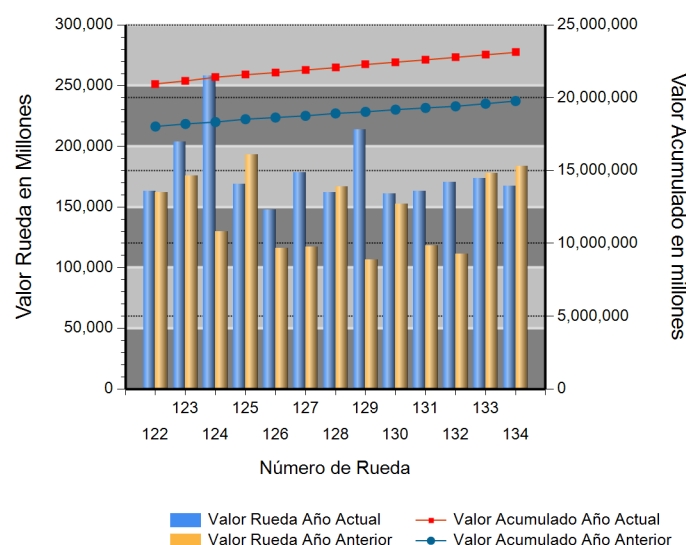
| Id | Descripción | Valor Año Anterior en Millones | Valor Año Actual en Millones | Variación % |
|----|-----------------------|--------------------------------|------------------------------|-------------|
| 1 | No. RUEDA | 134 | 134 | |
| 2 | TOTAL RUEDA | 183,547.78 | 167,116.03 | (8.95) |
| 3 | RF 1/ | 182,632.78 | 164,508.98 | (9.92) |
| 4 | ABIERTAS 2/ | 915.00 | 2,607.05 | 184.92 |
| 5 | -Financieras | 915.00 | 63.28 | (93.08) |
| 6 | -Físicos-Disponibles | 0.00 | 0.00 | 0.00 |
| 7 | -Forwards | 0.00 | 2,543.77 | ND |
| 8 | -Subastas 3/ | 0.00 | 0.00 | 0.00 |
| 9 | ACUMULADO AÑO | 19,805,783.50 | 23,067,038.91 | 16.47 |
| 10 | RF 1/ | 19,272,867.86 | 22,539,649.31 | 16.95 |
| 11 | ABIERTAS 2/ | 532,915.64 | 527,389.60 | (1.04) |
| 12 | -Financieras | 59,611.69 | 64,320.18 | 7.90 |
| 13 | -Físicos-Disponibles | 1,327.46 | 6,710.07 | 405.48 |
| 14 | -Forwards | 471,976.49 | 456,359.36 | (3.31) |
| 15 | -Subastas 3/ | 0.00 | 0.00 | 0.00 |
| 16 | PROMEDIO RUEDA DIARIA | 147,804.35 | 172,142.08 | 16.47 |

1/. Registro de Factura. 2/. Incluye Físicos, Forwards, Financieros y Subastas 3/. Inherente a Convenios con el MADR. */ **Reglamento BMC EXCHANGE "Sección 3. Corrección de Operaciones. Artículo 3.2.3.3.1. Corrección de Operaciones"**. Tratándose de Registro de Facturas se podrán admitir correcciones sobre errores aritméticos, de mecanografía, digitación u omisiones simples y fácilmente comprobables en la determinación de la calidad, cantidad, parte interesada, unidad de medida y demás información que haya sido reportada a la Bolsa. (ND = No Definido)

Evolución Mensual Año Corriente (2021)



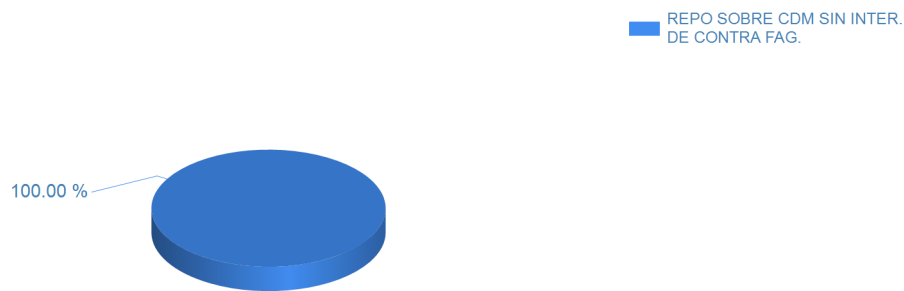
Evolución Diaria Mes Corriente (Julio)



Operaciones Financieras

| Nombre Producto | Descripción - Subyacente | Plazo | Valor Presente | Valor Futuro | Tasa Min % | Tasa Max % | Tasa Cierre % | Cantidad Opera. |
|--|---|----------------|----------------|---------------|------------|------------|---------------|-----------------|
| REPO SOBRE CDM SIN INTER. DE CONTRA FAG. | FIBRA DE ALGODON EN TRANSFORMACION | (181-270) días | 63,275,899.00 | 66,721,785.00 | 8.50 | 8.50 | 8.50 | 2 |
| | Total REPO SOBRE CDM SIN INTER. DE CONTRA FAG. | | 63,275,899.00 | 66,721,785.00 | | | | 2 |

Operaciones Financieras Valor Presente

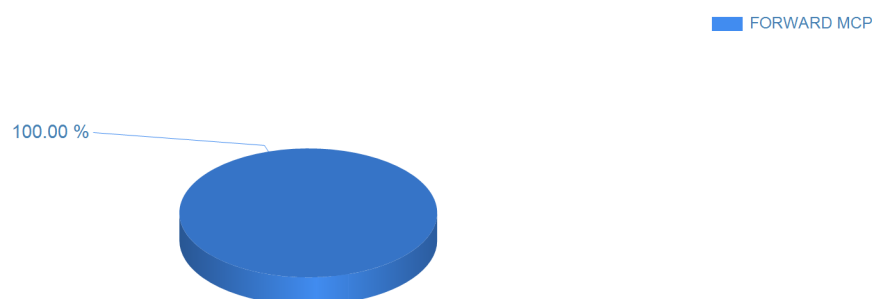


Esta información corresponde a las Operaciones Financieras registradas en la Rueda 134 del 07/21/2021.

Operaciones Físicas

| Descripción | Descripción Subyacente | Ubicación | Um | Precio Promedio | Total Negociado | Cantidad Unidades | Precio Min. | Precio Max. | Cantidad Opes. |
|-------------|--|-----------------|-------|-----------------|-------------------------|-------------------|----------------|----------------|----------------|
| FORWARD MCP | ALIMENTO CONCENTRADO PARA PECES E INSUMOS PARA ACUICULTURA | BARRANCABERMEJA | LOT E | 1,040,000.00 | 1,040,000,000.00 | 1 | 1,040,000.00 | 1,040,000.00 | 1 |
| | BOTES MOTORES Y EQUIPOS DE NAVEGACION | SAN ANDRES | LOT E | 159,794,909.00 | 479,384,727.00 | 3 | 66,000,000.00 | 299,384,727.00 | 3 |
| | BOTES MOTORES Y EQUIPOS DE NAVEGACION | SAN ANDRES | UND | 10,181,818.18 | 224,000,000.00 | 22 | 8,000,000.00 | 12,800,000.00 | 2 |
| | EQUIPOS Y ELEMENTOS DE PISCICULTURA | BARRANCABERMEJA | LOT E | 285,000,000.00 | 285,000,000.00 | 1 | 285,000,000.00 | 285,000,000.00 | 1 |
| | EQUIPOS Y ELEMENTOS DE PISCICULTURA | SAN ANDRES | LOT E | 127,153,403.00 | 127,153,403.00 | 1 | 127,153,403.00 | 127,153,403.00 | 1 |
| | EQUIPOS Y ELEMENTOS PARA PISCICULTURA | SAN ANDRES | UND | 35,833,333.00 | 71,666,666.00 | 2 | 35,833,333.00 | 35,833,333.00 | 1 |
| | GASES NOBLES POR LOTE | BOGOTA D.C. | LOT E | 138,000,000.00 | 138,000,000.00 | 1 | 138,000,000.00 | 138,000,000.00 | 1 |
| | GLOBO METEREOLOGICO | BOGOTA D.C. | UND | 36,499.95 | 49,566,937.94 | 1,358 | 36,499.95 | 36,499.95 | 1 |
| | PECES ALEVINOS Y REPRODUCTORES | BARRANCABERMEJA | LOT E | 129,000,000.00 | 129,000,000.00 | 1 | 129,000,000.00 | 129,000,000.00 | 1 |
| | Total FORWARD MCP | | | | 2,543,771,733.94 | | | | 12 |

Operaciones Físicas Total Negociado



Registro de Factura

| Nombre Producto | Um | Cantidad de Unidades | Total Negociado | Precio promedio | Cantidad Subya. |
|-----------------|----|----------------------|-------------------|-----------------|-----------------|
| GANADO | KG | 2,790,670.14 | 21,996,956,235.97 | 7,882.32 | 464 |

| Nombre Producto | Um | Cantidad de Unidades | Total Negociado | Precio promedio | Cantidad Subya. |
|---|-----|----------------------|-------------------|-----------------|-----------------|
| ACEITE CRUDO DE PALMA | KG | 2,747,225.00 | 10,256,964,849.08 | 3,733.57 | 82 |
| ARROZ BLANCO NACIONAL EN SACO | KG | 2,883,298.02 | 6,712,813,215.25 | 2,328.17 | 778 |
| CARNE DE CERDO FRESCA O REFRIGERADA EN CANAL (KG) | KG | 529,893.99 | 5,227,587,691.95 | 9,865.35 | 454 |
| LECHE CRUDA | LT | 3,781,437.00 | 4,834,277,240.54 | 1,278.42 | 496 |
| HARINA DE TRIGO DE PRIMERA EN SACO | KG | 2,563,089.50 | 4,813,592,648.00 | 1,878.04 | 390 |
| ALIMENTO CONCENTRADO PARA AVES | KG | 2,149,295.50 | 4,362,394,143.33 | 2,029.69 | 126 |
| AZUCAR BLANCO | KG | 1,559,690.75 | 4,221,559,651.00 | 2,706.66 | 468 |
| CARNE DE VACUNO FRESCA O REFRIGERADA EN CORTES | KG | 237,341.82 | 4,160,816,992.30 | 17,530.91 | 1409 |
| MEZCLA DE ACEITES VEGETALES | UND | 847,145.35 | 3,972,391,701.98 | 4,689.15 | 66 |
| GANADO BOVINO EN PIE | KG | 565,165.05 | 3,768,232,063.93 | 6,667.49 | 79 |
| CARNE DE VACUNO FRESCA O REFRIGERADA EN CANAL | KG | 388,883.90 | 3,718,621,173.52 | 9,562.29 | 573 |
| NOVILLO (KG) | KG | 605,236.76 | 3,634,464,650.50 | 6,005.03 | 104 |
| MEZCLA DE ACEITES VEGETALES | LT | 561,390.51 | 3,459,646,387.01 | 6,162.64 | 119 |
| HARINA DE TRIGO DE PRIMERA EN BOLSA DE POLIETILENO | KG | 1,692,352.00 | 3,456,108,046.29 | 2,042.19 | 682 |
| FRUTO DE PALMA AFRICANA | KG | 4,209,973.00 | 3,287,650,079.31 | 780.92 | 8 |
| MAIZ AMARILLO IMPORTADO | KG | 2,532,180.00 | 3,279,407,496.91 | 1,295.09 | 56 |
| ACEITE CRUDO DE SOYA | KG | 420,679.04 | 2,313,435,578.04 | 5,499.29 | 31 |
| HUEVO FRESCO DE GALLINA ROJO (UN) | UND | 5,554,695.00 | 2,252,382,564.80 | 405.49 | 621 |
| CAFE PASILLA | KG | 289,754.60 | 2,108,759,670.00 | 7,277.74 | 15 |
| QUESO (KG) | KG | 194,973.44 | 2,063,290,942.14 | 10,582.42 | 753 |
| ALIMENTO CONCENTRADO PARA CERDOS | KG | 942,190.00 | 1,785,744,662.00 | 1,895.31 | 326 |
| ABONO INORGANICO COMPUESTO | KG | 854,523.00 | 1,752,590,863.81 | 2,050.96 | 269 |
| NOVILLA | KG | 308,758.07 | 1,641,281,625.00 | 5,315.75 | 80 |
| SEBO DE RES | KG | 753,449.30 | 1,637,521,100.00 | 2,173.37 | 67 |
| SUERO DE LECHE | KG | 143,525.60 | 1,636,772,145.00 | 11,404.04 | 904 |
| CARNE DE CERDO FRESCA O REFRIGERADA EN CORTES (KG) | KG | 123,848.41 | 1,435,892,272.90 | 11,593.95 | 619 |
| MOGOLLA | KG | 1,464,150.00 | 1,354,958,800.00 | 925.42 | 173 |
| ATUN ENLATADO LOMO FINO EN AGUA (UN) | UND | 574,933.00 | 1,304,312,406.30 | 2,268.63 | 34 |
| ARROZ BLANCO NACIONAL EN BOLSA DE POLIETILENO | KG | 510,324.20 | 1,134,902,116.01 | 2,223.88 | 185 |
| HARINA DE MAIZ PRECOCIDA | KG | 428,606.00 | 1,109,763,555.39 | 2,589.24 | 349 |
| LECHE LIQUIDA (LT) | LT | 526,320.96 | 1,085,868,272.19 | 2,063.13 | 725 |
| CAFE PERGAMINO | KG | 85,116.00 | 1,070,587,351.68 | 12,577.98 | 6 |
| ARROZ CASCARA NACIONAL HUMEDO | KG | 1,076,896.00 | 1,057,416,125.00 | 981.91 | 59 |
| GANADO BOVINO EN PIE | UND | 450.00 | 1,048,480,400.00 | 2,329,956.44 | 10 |
| MARGARINA DE COCINA (KG) | KG | 219,076.80 | 1,034,114,772.87 | 4,720.33 | 207 |
| GANADO | UND | 496.00 | 1,002,998,291.00 | 2,022,173.97 | 15 |
| ACEITE REFINADO DE SOYA (KG) | KG | 280,108.70 | 952,917,031.06 | 3,401.95 | 130 |
| LENTEJA SECA | KG | 238,669.89 | 932,998,424.02 | 3,909.16 | 191 |
| OLEINA DE PALMA | KG | 183,000.00 | 921,972,049.06 | 5,038.10 | 12 |
| ATUN ENLATADO LOMO EN ACEITE (UN) | UND | 373,012.24 | 898,180,608.06 | 2,407.91 | 30 |
| CAFE EXCELSE | KG | 57,070.00 | 877,358,386.99 | 15,373.37 | 10 |
| MAIZ BLANCO TRILLADO | KG | 451,201.50 | 854,839,176.00 | 1,894.58 | 156 |
| CARNE DE CERDO CONGELADA EN CANAL (KG) | KG | 105,326.70 | 839,180,093.22 | 7,967.40 | 36 |
| TORTA DE SOYA IMPORTADA | KG | 423,303.00 | 817,548,033.01 | 1,931.35 | 11 |
| CAFE CONSUMO | KG | 73,749.50 | 788,610,318.99 | 10,693.09 | 12 |
| SAL MINERALIZADA | KG | 510,330.00 | 775,879,100.01 | 1,520.35 | 329 |
| ALIMENTO CONCENTRADO PARA VACUNOS | KG | 513,840.00 | 751,378,681.81 | 1,462.28 | 350 |
| VISCERAS DE VACUNO (KG) | KG | 82,787.47 | 744,953,645.50 | 8,998.39 | 129 |
| FRIJOL LIMA NACIONAL SECO | KG | 159,206.05 | 736,530,675.00 | 4,626.27 | 25 |
| ACEITE CRUDO DE PALMISTE | KG | 123,450.00 | 708,586,500.01 | 5,739.87 | 4 |
| CARNE DE POLLO O GALLINA FRESCA O REFRIGERADA EN CANAL (KG) | KG | 116,411.90 | 682,069,220.00 | 5,859.10 | 34 |

| Nombre Producto | Um | Cantidad de Unidades | Total Negociado | Precio promedio | Cantidad Subya. |
|---|-----|----------------------|-----------------|-----------------|-----------------|
| CERDO EN PIE | KG | 72,916.00 | 636,230,173.98 | 8,725.52 | 18 |
| FRIJOL IMPORTADO SECO | KG | 114,885.44 | 627,593,900.00 | 5,462.78 | 35 |
| HARINA DE CARNE Y HUESO | KG | 231,570.00 | 618,074,991.00 | 2,669.06 | 10 |
| LECHE EN POLVO | UND | 52,006.90 | 609,057,001.00 | 11,711.08 | 91 |
| FRIJOL BOLA ROJA NACIONAL SECO | KG | 90,284.96 | 603,822,468.00 | 6,687.96 | 26 |
| HARINA DE MAIZ | KG | 536,728.35 | 596,672,081.18 | 1,111.68 | 172 |
| HARINA DE ARROZ | KG | 546,040.00 | 583,997,650.00 | 1,069.51 | 27 |
| TORTA DE SOYA NACIONAL | KG | 281,960.00 | 563,047,425.00 | 1,996.91 | 11 |
| CAÑA DE AZUCAR | KG | 4,910.00 | 533,083,659.00 | 108,571.01 | 1 |
| CARNE BOVINA | KG | 37,908.82 | 529,409,089.00 | 13,965.33 | 322 |
| LECHE EN POLVO ENTERA NACIONAL (KG) | KG | 34,393.28 | 503,182,212.34 | 14,630.25 | 190 |
| SEMILLAS DE PLANTAS | KG | 5,983,107.87 | 491,926,102.65 | 82.22 | 161 |
| MELAZA | KG | 398,965.00 | 488,881,576.99 | 1,225.37 | 16 |
| BUFALO EN PIE (KG) | KG | 96,883.68 | 470,594,375.70 | 4,857.31 | 13 |
| LECHE EN POLVO | KG | 38,128.76 | 464,048,630.87 | 12,170.57 | 17 |
| POLLO DE UN DIA (UN) | UND | 347,042.00 | 460,584,000.00 | 1,327.17 | 27 |
| PAPA | KG | 511,620.11 | 457,481,319.98 | 894.18 | 199 |
| FRIJOL CARGAMANTO ROJO NACIONAL SECO | KG | 80,002.95 | 424,040,676.49 | 5,300.31 | 98 |
| POLLITA DE UN DIA | UND | 131,000.00 | 411,799,999.99 | 3,143.51 | 8 |
| HARINA DE TRIGO DE TERCERA | KG | 443,400.00 | 404,204,000.00 | 911.60 | 76 |
| SALVADO | KG | 336,220.00 | 402,173,800.00 | 1,196.16 | 82 |
| CARNE DE VACUNO CONGELADA EN CORTES | KG | 30,714.92 | 395,368,958.00 | 12,872.21 | 37 |
| FOSFATO MONODICALCICO | KG | 157,350.00 | 369,110,000.00 | 2,345.79 | 14 |
| HERBICIDAS | LT | 27,295.00 | 364,043,632.00 | 13,337.37 | 125 |
| VACA (KG) | KG | 65,089.00 | 362,946,800.00 | 5,576.16 | 33 |
| ATUN ENLATADO TROZOS EN AGUA (UN) | UND | 140,640.00 | 340,184,179.96 | 2,418.83 | 5 |
| LECHE LIQUIDA (UN) | UND | 125,663.20 | 328,488,384.71 | 2,614.04 | 297 |
| LECHE EN POLVO ENTERA NACIONAL (UN) | UND | 44,197.50 | 305,360,460.86 | 6,909.00 | 14 |
| SEMILLA PARA SIEMBRA (KG) | KG | 24,489.25 | 301,910,105.00 | 12,328.27 | 286 |
| Mezcla de Aceites Palma y Soya | KG | 56,982.00 | 283,163,255.00 | 4,969.35 | 31 |
| QUESO FRESCO | UND | 15,805.60 | 281,607,615.00 | 17,816.95 | 512 |
| HARINA DE SANGRE | KG | 105,520.00 | 265,500,000.00 | 2,516.11 | 5 |
| LECHE EN POLVO ENTERA AGLOMERADA (UN) | UND | 43,962.00 | 264,277,000.00 | 6,011.49 | 3 |
| HUEVO LIQUIDO | KG | 43,202.00 | 255,970,100.00 | 5,924.96 | 17 |
| GRANADILLA | KG | 66,549.14 | 247,183,620.00 | 3,714.30 | 84 |
| HARINA DE PLUMA | KG | 96,990.00 | 245,993,700.00 | 2,536.28 | 5 |
| ACEITE REFINADO DE PALMA (LT) | LT | 44,987.60 | 244,424,356.15 | 5,433.15 | 48 |
| CARNE DE POLLO O GALLINA CONGELADA EN CORTES | KG | 32,133.75 | 239,350,110.00 | 7,448.56 | 148 |
| AVENA EN HOJUELAS (KG) | KG | 100,891.92 | 229,934,987.03 | 2,279.02 | 77 |
| CARNE DE VACUNO FRESCA O REFRIGERADA DESPOSTADA | KG | 9,005.43 | 225,094,328.00 | 24,995.40 | 108 |
| PIEL FRESCA DE RES (KG) | KG | 160,969.70 | 223,501,030.00 | 1,388.47 | 19 |
| ESTEARINA DE PALMA | KG | 56,623.00 | 219,158,200.00 | 3,870.48 | 2 |
| ALMENDRA DE PALMA | KG | 157,800.00 | 212,613,140.05 | 1,347.36 | 5 |
| PANELA CUADRADA KG | UND | 97,737.00 | 209,988,056.27 | 2,148.50 | 79 |
| VACA (UN) | UND | 95.00 | 208,843,200.00 | 2,198,349.47 | 4 |
| ARROZ INTEGRAL | KG | 156,862.00 | 204,428,338.09 | 1,303.24 | 17 |
| HUEVO FERTIL DE GALLINA | UND | 270,334.00 | 197,614,154.00 | 731.00 | 20 |
| CARNE DE POLLO FRESCA O REFRIGERADA EN CORTES | KG | 26,784.01 | 196,613,104.41 | 7,340.69 | 555 |
| AVENA LIQUIDA | LT | 78,047.25 | 195,179,651.83 | 2,500.79 | 258 |
| ARROZ CRISTAL CONSUMO HUMANO | KG | 123,425.00 | 194,876,400.00 | 1,578.91 | 31 |
| CARNE DE GALLINA FRESCA O REFRIGERADA EN CORTES | UND | 19,052.00 | 188,230,800.00 | 9,879.84 | 10 |

| Nombre Producto | Um | Cantidad de Unidades | Total Negociado | Precio promedio | Cantidad Subya. |
|---|-----|----------------------|-----------------|-----------------|-----------------|
| ARVEJA FRESCA | KG | 64,821.63 | 188,028,218.20 | 2,900.70 | 77 |
| CARNE DE POLLO FRESCA O REFRIGERADA EN CORTES | UND | 21,052.85 | 185,482,293.44 | 8,810.32 | 369 |
| CARNE DE GALLINA FRESCA O REFRIGERADA EN CORTES | KG | 20,694.23 | 185,416,967.00 | 8,959.84 | 572 |
| POLLITAS | UND | 65,820.00 | 176,140,378.00 | 2,676.09 | 35 |
| HUESO DE RES | KG | 322,881.77 | 169,013,291.00 | 523.45 | 62 |
| BUFALO EN PIE (UN) | UND | 81.00 | 165,984,000.00 | 2,049,185.19 | 2 |
| FRIJOL | KG | 31,814.92 | 158,194,950.00 | 4,972.35 | 18 |
| POLLO CONGELADO | KG | 20,750.14 | 153,757,121.45 | 7,409.93 | 107 |
| CARNE | KG | 11,183.86 | 150,517,216.00 | 13,458.43 | 17 |
| PASTA DE POLLO | KG | 27,309.50 | 148,714,200.00 | 5,445.51 | 3 |
| MAIZ AMARILLO NACIONAL SECO | KG | 87,966.75 | 143,939,757.26 | 1,636.30 | 120 |
| COCOA EN POLVO | KG | 15,206.36 | 137,294,684.88 | 9,028.77 | 42 |
| AZUCAR MORENA | KG | 43,038.50 | 131,590,932.75 | 3,057.52 | 79 |
| UREA NACIONAL | KG | 68,500.00 | 126,627,750.00 | 1,848.58 | 4 |
| HERBICIDAS | KG | 1,454.80 | 126,125,460.00 | 86,696.08 | 74 |
| SULFATO DE AMONIO | KG | 114,000.00 | 125,951,400.00 | 1,104.84 | 12 |
| FRIJOL CALIMA NACIONAL SECO | KG | 24,427.65 | 124,172,114.50 | 5,083.26 | 46 |
| ATUN ENLATADO | UND | 67,242.00 | 113,782,003.34 | 1,692.13 | 30 |
| ACEITE REFINADO DE SOYA (LT) | LT | 16,551.90 | 111,253,760.40 | 6,721.51 | 97 |
| HARINA DE POLLO | KG | 34,000.00 | 108,800,000.00 | 3,200.00 | 1 |
| TORTA DE PALMISTE | KG | 179,625.00 | 107,501,471.99 | 598.48 | 8 |
| AJO FRESCO | KG | 24,342.78 | 106,172,707.01 | 4,361.57 | 242 |
| HUEVO FRESCO DE GALLINA BLANCO (UN) | UND | 285,613.00 | 105,819,769.94 | 370.50 | 19 |
| PANELA REDONDA (UN) | UND | 27,977.00 | 100,424,899.84 | 3,589.55 | 323 |
| CABEZA | UND | 10,842.77 | 98,122,149.00 | 9,049.55 | 8 |
| ARROZ CRISTAL INDUSTRIAL | KG | 99,350.00 | 97,992,499.99 | 986.34 | 7 |
| MAIZ AMARILLO NACIONAL HUMEDO | KG | 59,040.00 | 95,380,500.00 | 1,615.52 | 2 |
| MAIZ PIRA SECO | KG | 29,339.78 | 93,013,279.76 | 3,170.21 | 65 |
| TERNERO | KG | 12,028.00 | 85,398,800.00 | 7,100.00 | 2 |
| PASTA ALIMENTICIA TIPO SECO | KG | 28,683.05 | 84,319,430.46 | 2,939.70 | 99 |
| CHOCOLATE EN PASTA CON AZUCAR | UND | 42,603.00 | 83,904,316.01 | 1,969.45 | 12 |
| LECHE EN POLVO DESCREMADA IMPORTADA (KG) | KG | 6,950.00 | 80,948,100.00 | 11,647.21 | 2 |
| MAIZ BLANCO NACIONAL SECO | KG | 53,502.00 | 76,657,376.00 | 1,432.79 | 23 |
| QUESO (UN) | UND | 7,164.53 | 75,245,690.95 | 10,502.53 | 319 |
| VISCERAS DE EQUINO | KG | 21,635.71 | 74,944,970.00 | 3,463.95 | 3 |
| ARANDANOS | KG | 3,179.87 | 71,393,220.00 | 22,451.62 | 44 |
| ALMENDRA | KG | 3,267.14 | 71,335,416.91 | 21,834.21 | 12 |
| TORO (KG) | KG | 13,164.00 | 68,134,976.00 | 5,175.86 | 9 |
| PAPA CAPIRA | KG | 33,719.60 | 67,992,644.00 | 2,016.41 | 268 |
| GARBANZO SECO | KG | 16,485.75 | 67,955,458.11 | 4,122.07 | 66 |
| MAIZ AMARILLO TRILLADO | KG | 34,681.00 | 66,614,958.00 | 1,920.79 | 33 |
| PASTA ALIMENTICIA TIPO SECO | UND | 44,490.00 | 65,841,455.96 | 1,479.92 | 205 |
| FRIJOL ZARAGOZA | KG | 13,050.00 | 64,939,560.00 | 4,976.21 | 4 |
| CARNE BOVINA | UND | 2,071.34 | 60,068,860.00 | 29,000.00 | 1 |
| SARDINAS ENLATADAS EN SALSA DE TOMATE | UND | 20,274.80 | 55,467,726.89 | 2,735.80 | 99 |
| PANELITA DE LECHE | UND | 294,817.00 | 54,459,231.00 | 184.72 | 12 |
| FRIJOL BLANQUILLO NACIONAL SECO | KG | 9,583.85 | 54,210,677.00 | 5,656.46 | 57 |
| YOGURT | UND | 11,535.33 | 53,519,565.18 | 4,639.62 | 701 |
| FRIJOL SOYA | KG | 19,960.00 | 53,492,800.00 | 2,680.00 | 1 |
| TOMATE | KG | 11,090.00 | 52,565,000.00 | 4,739.86 | 16 |
| AGRAZ | KG | 8,548.40 | 52,531,100.00 | 6,145.14 | 32 |

| Nombre Producto | Um | Cantidad de Unidades | Total Negociado | Precio promedio | Cantidad Subya. |
|---|-----|----------------------|-----------------|-----------------|-----------------|
| ALMIDON DE CEREALES | KG | 18,975.50 | 52,368,706.26 | 2,759.81 | 13 |
| ACIDO GRASO DE SOYA | KG | 18,150.00 | 51,739,000.00 | 2,850.63 | 2 |
| PANELA EN PASTILLA (UN) | UND | 9,600.00 | 51,033,600.00 | 5,316.00 | 1 |
| MEZCLA DE FRUTAS Y VERDURAS VARIAS | KG | 13,929.30 | 50,239,161.00 | 3,606.73 | 12 |
| ADITIVOS PARA ALIMENTOS | KG | 39,309.16 | 50,009,008.40 | 1,272.20 | 13 |
| MEZCLA DE VERDURAS VARIAS | KG | 19,645.70 | 48,406,653.90 | 2,463.98 | 6 |
| ARROZ BLANCO | KG | 45,996.90 | 47,447,100.00 | 1,031.53 | 7 |
| ARVEJA VERDE SECA | KG | 23,005.19 | 46,383,173.00 | 2,016.20 | 117 |
| CORTES | KG | 4,640.40 | 45,917,309.00 | 9,895.12 | 77 |
| GRANZA | KG | 36,080.00 | 45,058,400.00 | 1,248.85 | 3 |
| ARROZ CRISTAL | KG | 34,560.00 | 44,409,600.00 | 1,285.00 | 1 |
| VISCERAS DE VACUNO (UN) | UND | 300.00 | 44,248,320.00 | 147,494.40 | 46 |
| TOCINO | KG | 4,742.68 | 44,043,940.00 | 9,286.73 | 95 |
| PREMEZCLAS PARA ALIMENTOS CONCENTRADOS | KG | 41,617.50 | 41,660,450.00 | 1,001.03 | 20 |
| MANI | KG | 6,011.38 | 41,514,338.16 | 6,905.96 | 38 |
| PLATANO | KG | 25,512.46 | 41,300,964.00 | 1,618.85 | 510 |
| CREMA DE LECHE | LT | 6,784.50 | 41,033,580.00 | 6,048.14 | 4 |
| CIRUELA PASA | KG | 2,260.05 | 40,491,680.67 | 17,916.28 | 5 |
| ARROZ BLANCO TIPO 1 GRADO 1 | UND | 370.00 | 39,240,000.00 | 106,054.05 | 5 |
| Manteca para el consumo humano | KG | 6,318.50 | 38,286,634.60 | 6,059.45 | 37 |
| LECHE AZUCARADA | UND | 8,550.00 | 37,712,500.00 | 4,410.82 | 13 |
| UVA PASA | KG | 5,481.40 | 37,563,079.68 | 6,852.83 | 56 |
| LECHE EN POLVO ENTERA CONSUMO ANIMAL (KG) | KG | 4,892.00 | 37,309,000.00 | 7,626.53 | 37 |
| FOSFATO DE AMONIO | KG | 13,750.00 | 36,881,948.00 | 2,682.32 | 8 |
| MANGO | KG | 7,676.34 | 36,825,442.25 | 4,797.27 | 167 |
| RECORTAL DE GALLETA | KG | 39,000.00 | 35,830,000.00 | 918.72 | 4 |
| HARINA DE PAN MOLIDO | KG | 36,078.05 | 35,490,879.00 | 983.72 | 24 |
| FRIJOL BOLON NACIONAL SECO | KG | 4,705.30 | 35,083,180.00 | 7,456.10 | 46 |
| HUEVO FERTIL DE GALLINA | KG | 50,040.00 | 35,028,000.00 | 700.00 | 1 |
| PIEL FRESCA DE RES (UN) | UND | 461.00 | 34,599,250.00 | 75,052.60 | 4 |
| LECHUGA | KG | 9,824.70 | 33,296,861.00 | 3,389.10 | 333 |
| carne de res cogote | KG | 2,363.66 | 32,396,866.00 | 13,706.23 | 5 |
| ABONO ORGANICO SOLIDO SIMPLE | KG | 182,850.00 | 32,177,810.00 | 175.98 | 11 |
| MAZORCA FRESCA | KG | 20,143.66 | 31,649,245.00 | 1,571.18 | 185 |
| ACEITE REPROCESADO | KG | 9,040.00 | 31,640,000.00 | 3,500.00 | 1 |
| POLLA Ponedora (UN) | UND | 2,979.00 | 31,439,250.00 | 10,553.63 | 6 |
| SUBPRODUCTOS CARNICOS | KG | 188,470.60 | 30,417,243.00 | 161.39 | 12 |
| PAPA CRIOLLA | KG | 9,063.53 | 30,163,115.00 | 3,327.97 | 177 |
| ALIMENTO CONCENTRADO PARA PERROS | KG | 10,986.14 | 29,228,528.92 | 2,660.49 | 220 |
| Cerda reproductora en Pie | KG | 4,890.00 | 29,206,200.00 | 5,972.64 | 3 |
| ALPISTE | KG | 7,795.07 | 28,860,540.23 | 3,702.41 | 73 |
| PAQUETE DE DOS PANELAS DE 500 GR CADA UNA | UND | 8,960.00 | 28,672,000.00 | 3,200.00 | 1 |
| CAFE TOSTADO Y MOLIDO | KG | 2,366.36 | 28,134,538.09 | 11,889.37 | 222 |
| FRIJOL SOYA NACIONAL | KG | 10,161.20 | 27,042,700.00 | 2,661.37 | 5 |
| ZANAHORIA FRESCA | KG | 10,452.33 | 26,929,684.50 | 2,576.43 | 281 |
| SAL INDUSTRIAL | KG | 71,734.50 | 26,492,234.41 | 369.31 | 13 |
| FRIJOL BOLON NACIONAL SECO | UND | 7,630.00 | 25,149,780.00 | 3,296.17 | 57 |
| NOVILLO (UN) | UND | 16.00 | 24,856,000.00 | 1,553,500.00 | 1 |
| VACUNA PARA ANIMALES | UND | 763,878.00 | 24,571,000.04 | 32.17 | 14 |
| CASCARILLA | KG | 236,410.00 | 24,402,885.00 | 103.22 | 11 |
| FECULA DE CEREALES | KG | 7,028.54 | 24,223,419.73 | 3,446.44 | 47 |

| Nombre Producto | Um | Cantidad de Unidades | Total Negociado | Precio promedio | Cantidad Subya. |
|---|-----|----------------------|-----------------|-----------------|-----------------|
| CEBOLLA CABEZONA | KG | 13,792.22 | 23,777,979.89 | 1,724.01 | 335 |
| SAL YODADA Y REFINADA (KG) | KG | 30,167.47 | 23,510,917.48 | 779.35 | 195 |
| MAIZ | KG | 11,369.00 | 22,606,736.00 | 1,988.45 | 24 |
| CAFE | KG | 583.90 | 22,524,766.35 | 38,576.61 | 250 |
| MEZCLA DE VISCERAS | KG | 81,435.00 | 22,194,570.00 | 272.54 | 2 |
| Tomate Chonto | KG | 6,415.84 | 21,869,383.50 | 3,408.66 | 295 |
| PLANTULAS | UND | 63,195.00 | 20,603,400.02 | 326.03 | 15 |
| FRIJOL RADICAL NACIONAL SECO | KG | 19,801.15 | 20,129,135.59 | 1,016.56 | 30 |
| Frutas | KG | 5,217.15 | 20,006,088.00 | 3,834.68 | 43 |
| ARROZ BLANCO NACIONAL EN BOLSA DE POLIETILENO | UND | 13,962.50 | 19,538,519.85 | 1,399.36 | 10 |
| MORA | KG | 7,766.50 | 18,856,755.00 | 2,427.96 | 12 |
| CARNE DE CERDO CONGELADA EN CORTES | KG | 2,102.31 | 18,768,045.00 | 8,927.34 | 26 |
| ACEITE REFINADO DE PALMA (KG) | KG | 2,964.60 | 18,399,509.29 | 6,206.41 | 24 |
| KUMIS | LT | 7,237.15 | 18,266,940.49 | 2,524.05 | 16 |
| carne de cerdo barriga especial | KG | 1,186.60 | 17,186,200.00 | 14,483.57 | 12 |
| MARACUYA | KG | 12,812.49 | 17,157,466.50 | 1,339.12 | 30 |
| CARNAZA CRUDA DE BOVINO | KG | 31,002.50 | 16,735,000.00 | 539.80 | 8 |
| POLLO EN PIE | KG | 7,963.00 | 16,422,533.00 | 2,062.36 | 15 |
| PIEZAS DE MADERA | UND | 294.50 | 16,321,400.00 | 55,420.71 | 4 |
| ARROZ CREMA | KG | 6,000.00 | 15,885,000.00 | 2,647.50 | 3 |
| PEZUÑAS | KG | 8,039.28 | 15,366,836.00 | 1,911.47 | 42 |
| CERDA DE CRIA | UND | 15.00 | 15,139,200.00 | 1,009,280.00 | 1 |
| MONDONGO | KG | 1,937.90 | 14,840,300.00 | 7,657.93 | 12 |
| SAL MARINA CONSUMO HUMANO | KG | 12,143.09 | 14,459,388.00 | 1,190.75 | 20 |
| ACEITE DE COCINA | LT | 2,633.35 | 14,286,767.18 | 5,425.32 | 73 |
| CARNE INDUSTRIAL | KG | 1,333.00 | 14,093,770.00 | 10,572.97 | 5 |
| SUPLEMENTO NUTRICIONAL CON LECHE | UND | 7,862.10 | 13,868,826.00 | 1,764.01 | 22 |
| QUESO MOZARELLA | UND | 567.00 | 13,805,700.00 | 24,348.68 | 10 |
| PAPAYA | KG | 4,904.31 | 13,580,511.50 | 2,769.10 | 182 |
| HUEVO ENTERO EN POLVO | KG | 440.00 | 13,200,000.00 | 30,000.00 | 2 |
| MAIZ CASCARA AMARILLO | UND | 6,000.00 | 13,200,000.00 | 2,200.00 | 1 |
| PESCADO FRESCO O REFRIGERADO | KG | 1,501.16 | 13,040,610.00 | 8,687.02 | 10 |
| AVENA EN HOJUELAS (UN) | UND | 6,807.50 | 12,989,260.15 | 1,908.08 | 16 |
| PANELON | UND | 1,200.00 | 12,936,000.00 | 10,780.00 | 2 |
| LINAZA | KG | 3,104.10 | 12,749,003.35 | 4,107.15 | 9 |
| FRIJOL ROSADO NACIONAL SECO | KG | 2,174.70 | 12,572,028.00 | 5,781.04 | 11 |
| CREMA DE LECHE | KG | 2,051.89 | 12,377,299.97 | 6,032.14 | 51 |
| LECHE EN POLVO DESLACTOSADA | KG | 1,599.34 | 12,235,438.50 | 7,650.30 | 15 |
| HARINA DE HUESO | KG | 11,000.00 | 12,100,000.00 | 1,100.00 | 1 |
| CARNE DE VACUNO DE SEGUNDA | KG | 1,696.68 | 11,934,544.00 | 7,034.06 | 9 |
| NUEZ | KG | 402.01 | 11,819,754.21 | 29,401.64 | 15 |
| BOCADILLO | UND | 3,888.00 | 11,499,530.80 | 2,957.70 | 91 |
| VISCERAS DE CERDO (KG) | KG | 1,940.76 | 11,170,164.00 | 5,755.56 | 6 |
| PIÑA | KG | 4,235.03 | 10,911,153.50 | 2,576.41 | 206 |
| Pernil de Cerdo | KG | 902.78 | 10,571,190.00 | 11,709.66 | 95 |
| TOCINETA | KG | 647.84 | 10,216,842.61 | 15,770.75 | 72 |
| LECHE EN POLVO DESCREMADA NACIONAL (UN) | UND | 1,545.00 | 10,145,265.00 | 6,566.51 | 3 |
| GALLINA PONEDORA (UN) | UND | 1,000.00 | 10,000,000.00 | 10,000.00 | 1 |
| JENGIBRE ELABORADO | KG | 833.33 | 9,999,920.00 | 12,000.00 | 2 |
| PROCESADO DE CERDO | KG | 901.13 | 9,956,164.76 | 11,048.53 | 14 |
| Hortalizas | KG | 5,807.85 | 9,918,401.00 | 1,707.76 | 65 |

| Nombre Producto | Um | Cantidad de Unidades | Total Negociado | Precio promedio | Cantidad Subya. |
|---|-----|----------------------|-----------------|-----------------|-----------------|
| FRIJOL DUBA NACIONAL SECO | UND | 3,770.00 | 9,326,938.00 | 2,473.99 | 28 |
| MANDARINA | KG | 2,843.03 | 9,236,520.00 | 3,248.83 | 121 |
| REPOLLO FRESCO | KG | 3,244.73 | 9,219,776.00 | 2,841.46 | 174 |
| CALABACIN | KG | 1,732.40 | 9,065,054.00 | 5,232.66 | 232 |
| ALIMENTO CONCENTRADO PARA GATOS | KG | 1,824.09 | 8,966,940.54 | 4,915.84 | 114 |
| HABICHUELA FRESCA | KG | 1,692.48 | 8,709,675.00 | 5,146.12 | 184 |
| ARVEJA AMARILLA SECA | KG | 3,129.40 | 8,602,945.00 | 2,749.07 | 30 |
| MELON | KG | 1,676.50 | 8,601,261.00 | 5,130.49 | 92 |
| AHUYAMA | KG | 3,103.27 | 8,598,442.00 | 2,770.77 | 178 |
| ATUN ENTERO FRESCO O REFRIGERADO | KG | 655.20 | 8,568,302.52 | 13,077.38 | 4 |
| FRIJOL NACIONAL | KG | 1,642.75 | 8,553,265.00 | 5,206.67 | 12 |
| CUCHUCO | KG | 3,405.58 | 8,527,720.84 | 2,504.05 | 100 |
| CARNE MOLIDA | KG | 460.83 | 8,279,373.00 | 17,966.10 | 26 |
| ACEITE REFINADO DE OLIVA KG | KG | 474.00 | 7,853,179.38 | 16,567.89 | 36 |
| ABONO ORGANICO REFORZADO POR LOTE | UND | 9,319.20 | 7,471,603.00 | 801.74 | 20 |
| CHOCOLATE EN PASTA AMARGO | UND | 2,212.00 | 7,462,178.11 | 3,373.50 | 118 |
| DESECHOS DE MADERA | KG | 58,543.00 | 7,445,930.00 | 127.19 | 4 |
| PATILLA | KG | 2,428.40 | 7,384,110.00 | 3,040.73 | 105 |
| ALOE VERA | KG | 5,320.00 | 7,240,000.00 | 1,360.90 | 2 |
| ATUN ENLATADO LOMO FINO EN AGUA (KG) | KG | 2,640.00 | 7,168,697.37 | 2,715.42 | 2 |
| LIMON | KG | 2,593.72 | 7,140,635.00 | 2,753.05 | 190 |
| GRASA DE CERDO | KG | 1,557.93 | 7,117,920.00 | 4,568.83 | 16 |
| AJI SIN ELABORAR | KG | 1,490.25 | 7,090,668.00 | 4,758.04 | 42 |
| OSOBUCO | KG | 929.96 | 6,890,967.00 | 7,410.00 | 1 |
| REMOLACHA | KG | 2,886.20 | 6,813,893.00 | 2,360.85 | 139 |
| CEREAL | KG | 615.54 | 6,638,742.08 | 10,785.29 | 168 |
| CARNE DE CABALLO FRESCA O REFRIGERADA EN CORTES | KG | 1,325.00 | 6,637,500.00 | 5,009.43 | 2 |
| CEBOLLA LARGA FRESCA | KG | 2,476.19 | 6,516,228.50 | 2,631.55 | 239 |
| AVENA EN GRANO | KG | 2,000.00 | 6,386,555.00 | 3,193.28 | 1 |
| PIMENTON FRESCO | KG | 2,214.76 | 6,304,703.88 | 2,846.68 | 219 |
| FRUTAS EN ALMIBAR | KG | 1,134.00 | 6,273,000.00 | 5,531.75 | 2 |
| BANANO FRESCO | KG | 2,250.43 | 6,242,197.00 | 2,773.78 | 129 |
| YEMA DE HUEVO EN POLVO | KG | 200.00 | 6,200,000.00 | 31,000.00 | 1 |
| FRIJOL | UND | 1,035.00 | 6,161,882.35 | 5,953.51 | 5 |
| CANELA ELABORADA | KG | 74.72 | 5,941,385.32 | 79,515.33 | 82 |
| FRIJOL CARAOTA NACIONAL SECO | KG | 1,047.35 | 5,934,520.00 | 5,666.22 | 34 |
| ALIMENTO CONCENTRADO PARA PECES | KG | 2,860.00 | 5,799,843.00 | 2,027.92 | 3 |
| ACEITE REFINADO DE GIRASOL (KG) | KG | 708.00 | 5,643,022.08 | 7,970.37 | 18 |
| CORTES | UND | 669.67 | 5,625,228.00 | 8,400.00 | 1 |
| PASTA ALIMENTICIA | UND | 7,754.00 | 5,538,392.86 | 714.26 | 17 |
| Carne Molida de Res | KG | 301.75 | 5,431,689.00 | 18,000.39 | 82 |
| CILANTRO | KG | 736.14 | 5,366,566.00 | 7,290.14 | 274 |
| OXIDO DE ZINC | KG | 500.00 | 5,340,000.00 | 10,680.00 | 1 |
| MANTEQUILLA | KG | 1,523.75 | 5,135,794.38 | 3,370.50 | 22 |
| PASTA ALIMENTICIA | KG | 1,557.53 | 5,114,810.56 | 3,283.92 | 135 |
| SAL PARA CONSUMO HUMANO | KG | 811.08 | 5,035,967.84 | 6,208.97 | 4 |
| TORETE (UN) | UND | 1.00 | 5,000,000.00 | 5,000,000.00 | 1 |
| FRIJOL NACIONAL | UND | 2,256.00 | 4,995,908.50 | 2,214.50 | 70 |
| cuero de cerdo | | 1,036.00 | 4,972,800.00 | 4,800.00 | 2 |
| JUGO DE FRUTAS | LT | 2,346.70 | 4,918,483.12 | 2,095.91 | 74 |
| FRIJOL CARGAMANTO BLANCO NACIONAL SECO | KG | 602.00 | 4,661,600.00 | 7,743.52 | 4 |

| Nombre Producto | Um | Cantidad de Unidades | Total Negociado | Precio promedio | Cantidad Subya. |
|--|-----|----------------------|-----------------|-----------------|-----------------|
| HUESO DE CERDO | KG | 20,113.00 | 4,592,310.00 | 228.33 | 8 |
| PANELITA DE LECHE POR LOTE | UND | 662.00 | 4,567,800.00 | 6,900.00 | 18 |
| SALSA DE TOMATE | UND | 2,192.20 | 4,425,727.40 | 2,018.85 | 56 |
| CACAO | KG | 711.70 | 4,412,540.00 | 6,200.00 | 1 |
| GALLINA PONEDORA (KG) | KG | 660.00 | 4,290,000.00 | 6,500.00 | 3 |
| LECITINA DE SOYA | KG | 1,000.00 | 4,212,000.00 | 4,212.00 | 1 |
| GALLETA SALADA | UND | 2,901.00 | 4,181,591.56 | 1,441.43 | 253 |
| CERDAS POR LOTE | UND | 4.00 | 4,160,000.00 | 1,040,000.00 | 1 |
| FRIJOL SOYA IMPORTADO | KG | 1,520.00 | 4,073,600.00 | 2,680.00 | 1 |
| APIO | KG | 1,034.89 | 3,976,398.00 | 3,842.34 | 175 |
| AGUACATE | KG | 551.42 | 3,938,558.00 | 7,142.57 | 123 |
| NARANJA | KG | 2,537.81 | 3,896,960.00 | 1,535.56 | 63 |
| BARREDURA | KG | 10,010.00 | 3,703,700.00 | 370.00 | 1 |
| HUEVOS FRESCOS DE GALLINA | UND | 10,966.00 | 3,677,838.00 | 335.39 | 190 |
| PIMIENTA ELABORADA | KG | 211.02 | 3,676,924.61 | 17,424.53 | 26 |
| ACEITE REFINADO DE SOYA (LT) | UND | 672.00 | 3,557,772.93 | 5,294.30 | 2 |
| YOGURT | LT | 617.87 | 3,546,209.83 | 5,739.42 | 110 |
| CERDO REPRODUCTOR (UN) | UND | 1.00 | 3,500,000.00 | 3,500,000.00 | 1 |
| PEPINO FRESCO | KG | 1,667.20 | 3,492,520.00 | 2,094.84 | 210 |
| MAIZ PORVA SECO | KG | 2,550.00 | 3,476,000.00 | 1,363.14 | 7 |
| CARNE DE CERDO FRESCA O REFRIGERADA EN CORTES (KG) | UND | 216.50 | 3,335,890.00 | 15,408.27 | 2 |
| FRIJOL DUBA NACIONAL SECO | KG | 613.75 | 3,328,556.00 | 5,423.31 | 33 |
| ALPISTE | UND | 1,675.00 | 3,283,000.00 | 1,960.00 | 16 |
| ALIMENTO CONCENTRADO PARA CABALLOS | KG | 2,400.00 | 3,224,308.00 | 1,343.46 | 6 |
| BOCADILLO | KG | 598.07 | 3,170,872.20 | 5,301.84 | 6 |
| TORO (UN) | UND | 1.00 | 3,113,000.00 | 3,113,000.00 | 1 |
| PAN | KG | 4,625.81 | 2,979,657.14 | 644.14 | 33 |
| MANZANA | KG | 292.42 | 2,943,442.00 | 10,065.97 | 120 |
| CAFE INSTANTANEO GRANULADO | UND | 387.08 | 2,920,202.31 | 7,544.20 | 16 |
| LECHE CONDENSADA | UND | 576.20 | 2,918,403.00 | 5,064.91 | 4 |
| GARBANZO SECO | UND | 1,376.00 | 2,886,150.00 | 2,097.49 | 22 |
| SARDINA ENTERA FRESCA O REFRIGERADA | UND | 1,383.00 | 2,874,689.97 | 2,078.59 | 21 |
| ABONO INORGANICO SIMPLE | KG | 1,000.00 | 2,843,676.00 | 2,843.68 | 1 |
| BROCOLI FRESCO | KG | 385.49 | 2,693,062.50 | 6,986.17 | 102 |
| HIERBAS AROMATICAS | KG | 174.72 | 2,679,788.81 | 15,337.62 | 95 |
| MIEL DE PURGA | KG | 1,800.00 | 2,571,429.00 | 1,428.57 | 1 |
| GALLETA DE DULCE | KG | 1,175.00 | 2,570,905.00 | 2,188.00 | 9 |
| FRIJOL ROJO NACIONAL SECO | KG | 1,000.00 | 2,480,000.00 | 2,480.00 | 1 |
| VERDURAS POR LOTE | UND | 2.00 | 2,475,700.00 | 1,237,850.00 | 2 |
| Vino | UND | 185.00 | 2,433,247.62 | 13,152.69 | 6 |
| Color para alimentos | KG | 561.90 | 2,398,814.85 | 4,269.15 | 104 |
| YUCA CONSUMO HUMANO | KG | 2,150.00 | 2,365,000.00 | 1,100.00 | 1 |
| CIDRA-GUATILA-CHAYOTE | KG | 703.14 | 2,345,743.00 | 3,336.10 | 54 |
| GALLETA TIPO WAFER FORTIFICADA POR LOTE | UND | 755.00 | 2,297,709.00 | 3,043.32 | 11 |
| ARRACACHA FRESCA | KG | 597.69 | 2,297,107.50 | 3,843.34 | 151 |
| PANELA CUADRADA KG | KG | 513.60 | 2,150,779.00 | 4,187.65 | 15 |
| carne de cerdo coditos | KG | 223.80 | 2,081,340.00 | 9,300.00 | 3 |
| AROMATICAS ELABORADAS | UND | 1,596.02 | 2,074,849.63 | 1,300.01 | 150 |
| HARINA DE PLATANO | KG | 390.40 | 2,051,340.86 | 5,254.51 | 36 |
| CEBADA PERLADA | KG | 969.11 | 2,013,131.47 | 2,077.29 | 21 |
| PIEL DE POLLO | KG | 1,001.80 | 2,003,600.00 | 2,000.00 | 1 |

| Nombre Producto | Um | Cantidad de Unidades | Total Negociado | Precio promedio | Cantidad Subya. |
|------------------------------|-----|----------------------|-----------------|-----------------|-----------------|
| CAMARON | KG | 90.76 | 1,931,319.00 | 21,279.41 | 7 |
| Aceituna | KG | 137.36 | 1,914,080.00 | 13,934.77 | 8 |
| MEZCLA DE CONDIMENTOS | LT | 230.50 | 1,895,997.19 | 8,225.69 | 58 |
| COLIFLOR | KG | 262.33 | 1,890,427.50 | 7,206.43 | 71 |
| PLATANO | UND | 2,266.00 | 1,883,050.00 | 831.00 | 2 |
| Mezcla lactea en polvo | UND | 370.00 | 1,838,382.00 | 4,968.60 | 11 |
| ARROZ DE SOPA | KG | 1,091.50 | 1,819,285.00 | 1,666.78 | 12 |
| QUESO PERA | KG | 45.84 | 1,792,578.00 | 39,105.10 | 21 |
| Bofe | KG | 171.71 | 1,735,929.00 | 10,109.66 | 19 |
| CIMARRON DESHIDRATADO | KG | 268.90 | 1,720,661.00 | 6,398.89 | 201 |
| CHORIZO | KG | 108.92 | 1,704,384.27 | 15,648.04 | 57 |
| PASTA ALIMENTICIA TIPO SOPA | UND | 471.50 | 1,702,325.04 | 3,610.45 | 36 |
| FRUTAS DESHIDRATADAS | KG | 139.74 | 1,658,517.21 | 11,868.76 | 25 |
| AZUCAR REFINADA (KG) | KG | 550.00 | 1,634,270.00 | 2,971.40 | 2 |
| MAYONESA | UND | 797.06 | 1,622,907.51 | 2,036.11 | 61 |
| AREQUIPE | KG | 215.95 | 1,576,812.33 | 7,301.75 | 29 |
| ESPINACA FRESCA | KG | 353.36 | 1,541,636.50 | 4,362.85 | 137 |
| BERENJENA | KG | 310.10 | 1,537,079.00 | 4,956.72 | 42 |
| MEZCLA DE CONDIMENTOS | UND | 651.60 | 1,532,128.20 | 2,351.33 | 111 |
| Salchicha Viena | KG | 134.55 | 1,513,801.82 | 11,250.85 | 16 |
| FRESA | KG | 154.00 | 1,442,813.00 | 9,368.92 | 80 |
| SALCHICHA DE RES | KG | 217.02 | 1,425,038.42 | 6,566.39 | 24 |
| MEZCLA DE CONDIMENTOS | KG | 108.17 | 1,395,743.19 | 12,903.83 | 5 |
| AREPA | KG | 986.90 | 1,332,174.00 | 1,349.86 | 56 |
| FRIJOL RADICAL NACIONAL SECO | UND | 517.00 | 1,324,950.00 | 2,562.77 | 21 |
| NOVILLA | UND | 1.00 | 1,320,000.00 | 1,320,000.00 | 1 |
| ULLUCO | KG | 169.90 | 1,299,052.00 | 7,645.98 | 27 |
| PAPA R-12 NEGRA | KG | 615.50 | 1,296,685.00 | 2,106.72 | 22 |
| GUAYABA | KG | 406.16 | 1,290,399.00 | 3,177.07 | 57 |
| Cereza | UND | 366.00 | 1,272,205.26 | 3,475.97 | 24 |
| SAL YODADA Y REFINADA (UN) | UND | 97.48 | 1,255,288.07 | 12,877.39 | 15 |
| PAPA PASTUSA | KG | 1,900.00 | 1,240,000.00 | 652.63 | 2 |
| CONDIMENTOS MEZCLADOS | KG | 108.01 | 1,192,643.18 | 11,042.48 | 60 |
| CHUCULA | KG | 274.50 | 1,163,468.00 | 4,238.50 | 11 |
| LENTEJA SECA | UND | 273.00 | 1,157,100.00 | 4,238.46 | 58 |
| SALSA NEGRA | LT | 144.77 | 1,155,476.23 | 7,981.46 | 37 |
| MEZCLA DE EMBUTIDOS VARIOS | KG | 136.00 | 1,142,400.00 | 8,400.00 | 4 |
| PERA | KG | 97.80 | 1,123,878.00 | 11,491.60 | 35 |
| ACEITES | KG | 240.00 | 1,110,602.89 | 4,627.51 | 2 |
| SEMILLA PARA SIEMBRA (UN) | UND | 0.44 | 1,080,000.00 | 2,456,220.15 | 18 |
| UVA FRESCA | KG | 171.28 | 1,072,461.00 | 6,261.63 | 59 |
| TOMATE INDUSTRIAL FRESCO | KG | 243.50 | 1,030,298.00 | 4,231.20 | 24 |
| COCOA EN POLVO | UND | 116.00 | 1,030,224.00 | 8,881.24 | 5 |
| TOMATE MILANO | KG | 425.00 | 1,000,000.00 | 2,352.94 | 3 |
| Durazno en almibar | UND | 210.00 | 998,988.00 | 4,757.09 | 9 |
| TUBERCULOS | KG | 193.83 | 998,695.00 | 5,152.56 | 12 |
| Conserva de Alimentos | KG | 61.48 | 988,723.53 | 16,083.08 | 17 |
| COCO FRESCO | UND | 468.00 | 985,597.20 | 2,105.98 | 25 |
| AROMATICAS ELABORADAS | KG | 15.84 | 983,279.28 | 62,075.71 | 61 |
| CAFE INSTANTANEO GRANULADO | KG | 17.78 | 974,221.14 | 54,793.09 | 15 |
| MAIZ TIERNO ENLATADO | UND | 350.00 | 952,906.50 | 2,722.59 | 15 |

| Nombre Producto | Um | Cantidad de Unidades | Total Negociado | Precio promedio | Cantidad Subya. |
|--|-----|----------------------|-----------------|-----------------|-----------------|
| MAIZ BLANCO NACIONAL SECO | UND | 450.00 | 937,500.00 | 2,083.33 | 2 |
| HARINA DE ALMENDRAS | KG | 22.68 | 908,000.00 | 40,035.27 | 1 |
| MERMELADAS | UND | 612.00 | 882,504.00 | 1,442.00 | 37 |
| PASTA ALIMENTICIA | LT | 43.20 | 844,800.00 | 19,555.56 | 1 |
| BEBIDAS ALCOHOLICAS | LT | 12.00 | 827,954.29 | 68,996.19 | 1 |
| SARDINAS ENLATADAS EN ACEITE | UND | 25.00 | 823,359.70 | 32,934.39 | 10 |
| Carne de res - Tabla | KG | 33.71 | 822,524.00 | 24,400.00 | 30 |
| FILETE | KG | 45.08 | 780,428.67 | 17,312.08 | 10 |
| QUESO DOBLE CREMA | UND | 53.00 | 778,300.00 | 14,684.91 | 9 |
| LULO | KG | 196.59 | 776,364.50 | 3,949.26 | 34 |
| Color para alimentos | UND | 222.97 | 775,563.86 | 3,478.33 | 9 |
| ACELGA | KG | 251.20 | 771,300.00 | 3,070.46 | 62 |
| VEGETALES FRESCOS | KG | 131.90 | 746,856.00 | 5,662.29 | 27 |
| PEREJIL | KG | 133.90 | 743,384.00 | 5,551.99 | 139 |
| CHOCOLATE EN PASTA CON AZUCAR | KG | 83.08 | 718,081.57 | 8,643.77 | 15 |
| CHAMPIÑON FRESCO | KG | 38.55 | 707,944.00 | 18,364.31 | 15 |
| CUAJO | UND | 457.90 | 686,407.00 | 1,499.03 | 6 |
| CEREAL | UND | 198.43 | 682,436.97 | 3,439.15 | 6 |
| DURAZNOS EN CONSERVA | UND | 144.00 | 662,400.00 | 4,600.00 | 1 |
| Arroz Arborio | KG | 27.18 | 640,000.00 | 23,546.73 | 2 |
| ARVEJA ENLATADA | KG | 111.02 | 626,437.78 | 5,642.57 | 27 |
| JUGO CONCENTRADO | KG | 37.00 | 592,000.00 | 16,000.00 | 2 |
| COMINO ELABORADO | KG | 23.10 | 582,568.93 | 25,219.43 | 50 |
| MAIZ PETO | KG | 446.00 | 579,332.00 | 1,298.95 | 11 |
| HOJUELAS DE MAIZ | KG | 55.73 | 569,000.43 | 10,209.95 | 18 |
| Avena Instantanea | UND | 300.00 | 565,696.56 | 1,885.66 | 18 |
| MAIZ AMARILLO NACIONAL SECO | UND | 206.70 | 561,867.43 | 2,718.27 | 44 |
| AVENA LIQUIDA | UND | 516.00 | 522,185.01 | 1,011.99 | 11 |
| Higado | KG | 36.65 | 498,440.00 | 13,600.00 | 40 |
| PAN - PRODUCTOS DE PANADERIA | KG | 85.70 | 498,010.25 | 5,811.09 | 106 |
| LECHE EN POLVO DESCREMADA IMPORTADA (UN) | UND | 42.00 | 496,692.00 | 11,826.00 | 3 |
| TOMILLO SIN ELABORAR | KG | 57.03 | 492,151.36 | 8,629.09 | 115 |
| GALLETA DE DULCE | UND | 173.00 | 463,151.28 | 2,677.18 | 135 |
| CHOCOLATE EN POLVO CON AZUCAR | KG | 24.49 | 453,630.26 | 18,523.08 | 86 |
| CALDO DE COSTILLA | UND | 463.00 | 453,322.95 | 979.10 | 126 |
| BAGRE ENTERO FRESCO O REFRIGERADO | KG | 49.76 | 447,764.00 | 8,998.47 | 41 |
| BEBIDA ACHOCOLATADA EN POLVO SIN LECHE | KG | 79.00 | 435,611.00 | 5,514.06 | 3 |
| QUESO FRESCO | KG | 35.93 | 434,518.91 | 12,093.48 | 31 |
| TOMATE DE ARBOL | KG | 103.27 | 428,794.00 | 4,152.16 | 25 |
| CALDO DE GALLINA | KG | 27.25 | 418,788.03 | 15,367.24 | 72 |
| PASTA DE TOMATE | UND | 135.00 | 412,623.00 | 3,056.47 | 1 |
| AZUCAR BLANCO | UND | 42.00 | 412,000.01 | 9,809.52 | 40 |
| AGUARDIENTE | UND | 24.00 | 406,011.43 | 16,917.14 | 2 |
| LAUREL | KG | 18.37 | 405,965.56 | 22,099.38 | 47 |
| REFRESCO EN POLVO INSTANTANEO | UND | 640.00 | 396,952.75 | 620.24 | 253 |
| SALSA DE TOMATE | KG | 51.17 | 391,126.04 | 7,643.66 | 128 |
| GALLETAS POR LOTE | UND | 118.00 | 384,945.00 | 3,262.25 | 9 |
| LENGUADO ENTERO FRESCO O REFRIGERADO | KG | 25.02 | 375,300.00 | 15,000.00 | 1 |
| SALSA INGLESA | UND | 244.00 | 370,999.72 | 1,520.49 | 14 |
| GELATINA | UND | 129.00 | 353,835.82 | 2,742.91 | 10 |
| SALCHICHON | UND | 56.00 | 350,980.96 | 6,267.52 | 54 |

| Nombre Producto | Um | Cantidad de Unidades | Total Negociado | Precio promedio | Cantidad Subya. |
|--|-----|----------------------|-----------------|-----------------|-----------------|
| PAN - PRODUCTOS DE PANADERIA | UND | 99.00 | 340,469.75 | 3,439.09 | 83 |
| NUEZ MOSCADA ELABORADA | KG | 2.64 | 337,551.36 | 127,860.36 | 14 |
| VISCERAS DE CERDO (UN) | UND | 274.00 | 332,000.00 | 1,211.68 | 10 |
| PULPA | UND | 106.00 | 326,677.31 | 3,081.86 | 72 |
| AVENA EN HARINA SABORIZADA | KG | 62.60 | 320,386.47 | 5,117.99 | 4 |
| CLAVO DE OLOR ELABORADO | KG | 4.67 | 318,014.70 | 68,170.35 | 25 |
| AZUCAR PULVERIZADA | KG | 180.00 | 315,789.00 | 1,754.38 | 2 |
| Avena Instantanea | KG | 57.78 | 308,563.46 | 5,340.32 | 5 |
| BEBIDA ACHOCOLATADA EN POLVO SIN LECHE | UND | 42.00 | 304,285.72 | 7,244.90 | 40 |
| SALCHICHA DE RES | UND | 44.00 | 303,361.34 | 6,894.58 | 44 |
| ALIMENTO GRANULADO A BASE DE CHOCOLATE Y MALTA | UND | 27.00 | 297,246.00 | 11,009.11 | 2 |
| CHORIZO | UND | 76.50 | 294,310.39 | 3,847.19 | 7 |
| CARNE DE HAMBURGUESA | UND | 70.00 | 287,411.60 | 4,105.88 | 8 |
| CIRUELA FRESCA | KG | 12.00 | 276,096.00 | 23,008.00 | 2 |
| RON | UND | 12.00 | 262,515.20 | 21,876.27 | 1 |
| ALIMENTO CONCENTRADO PARA CONEJOS Y CURIES | KG | 140.00 | 261,972.00 | 1,871.23 | 2 |
| DURAZNO | KG | 21.00 | 260,877.00 | 12,422.71 | 5 |
| FRIJOL NIMA NACIONAL SECO | KG | 50.00 | 257,777.76 | 5,155.56 | 1 |
| SUPLEMENTO NUTRICIONAL | KG | 5.98 | 249,362.19 | 41,734.26 | 33 |
| UCHUVA | KG | 22.65 | 249,249.00 | 11,004.37 | 9 |
| CEBADA NACIONAL CONSUMO DIRECTO | KG | 82.40 | 247,210.47 | 3,000.13 | 9 |
| CIRUELA PASA | UND | 120.00 | 243,105.72 | 2,025.88 | 8 |
| Coco Deshidratado | UND | 120.00 | 240,892.56 | 2,007.44 | 8 |
| CONDIMENTOS MEZCLADOS | UND | 140.00 | 239,205.73 | 1,708.61 | 63 |
| TUBERCULOS TIPO EXPORTACION | KG | 55.80 | 236,088.00 | 4,230.97 | 42 |
| TOMATE | UND | 185.00 | 222,000.00 | 1,200.00 | 93 |
| MARGARINA DE MESA (UN) | UND | 52.00 | 220,052.00 | 4,231.77 | 3 |
| AVENA MOLIDA | KG | 33.86 | 218,083.54 | 6,440.74 | 9 |
| GELATINA | KG | 8.62 | 216,050.43 | 25,060.95 | 75 |
| JENGIBRE ELABORADO | UND | 107.40 | 215,419.19 | 2,005.77 | 29 |
| LISINA | KG | 25.00 | 215,000.00 | 8,600.00 | 1 |
| SALCHICHA ENLATADA TIPO FRANKFURT | UND | 29.20 | 214,475.80 | 7,345.06 | 3 |
| Manzanilla | UND | 192.00 | 212,509.44 | 1,106.82 | 11 |
| SALCHICHA ENLATADA TIPO VIENA | UND | 102.00 | 205,789.00 | 2,017.54 | 2 |
| MAIZ TIERNO | KG | 26.85 | 202,237.82 | 7,531.57 | 2 |
| ATUN CON VERDURAS | UND | 61.00 | 199,588.65 | 3,271.94 | 12 |
| PAPA CRIOLLA | UND | 98.00 | 196,000.00 | 2,000.00 | 67 |
| FRIJOL CARGAMANTO ROJO NACIONAL SECO | UND | 58.00 | 191,100.00 | 3,294.83 | 44 |
| CALDO DE GALLINA | UND | 176.00 | 190,084.04 | 1,080.02 | 78 |
| VISCERAS DE POLLO | KG | 30.99 | 185,940.00 | 6,000.00 | 18 |
| CEBOLLA CABEZONA | UND | 154.00 | 184,800.00 | 1,200.00 | 105 |
| ARVEJA VERDE SECA | UND | 75.00 | 183,170.40 | 2,442.27 | 6 |
| OREGANO | KG | 1.45 | 180,835.19 | 124,886.18 | 13 |
| AREPA | UND | 56.00 | 178,650.00 | 3,190.18 | 49 |
| CANELA ELABORADA | UND | 27.50 | 176,630.26 | 6,422.92 | 29 |
| MARGARINA DE COCINA (UN) | UND | 24.00 | 171,067.99 | 7,127.83 | 13 |
| LECHE DE SOYA EN POLVO | KG | 10.50 | 160,109.04 | 15,248.48 | 4 |
| ZANAHORIA FRESCA | UND | 133.00 | 159,600.00 | 1,200.00 | 89 |
| MORTADELA | UND | 34.00 | 158,523.80 | 4,662.46 | 33 |
| AVENA MOLIDA | UND | 88.50 | 150,036.34 | 1,695.33 | 5 |
| MAYONESA | KG | 17.74 | 146,564.60 | 8,264.14 | 48 |

| Nombre Producto | Um | Cantidad de Unidades | Total Negociado | Precio promedio | Cantidad Subya. |
|--|-----|----------------------|-----------------|-----------------|-----------------|
| MIXTURA DE CEREALES Y FRUTAS SECAS | KG | 15.98 | 145,388.19 | 9,098.13 | 7 |
| CAFE | UND | 16.55 | 142,351.47 | 8,599.00 | 1 |
| VINAGRE BLANCO | UND | 63.20 | 134,389.15 | 2,126.41 | 5 |
| KIWI | KG | 7.49 | 133,098.00 | 17,781.96 | 10 |
| OREGANO MOLIDO | KG | 1.98 | 132,295.68 | 66,816.00 | 9 |
| JAMON | KG | 10.87 | 127,184.87 | 11,700.54 | 20 |
| ACEITE REFINADO DE GIRASOL | LT | 10.50 | 124,075.63 | 11,816.73 | 6 |
| VINAGRE | LT | 98.95 | 122,409.95 | 1,237.09 | 5 |
| ANIS | KG | 1.09 | 116,958.13 | 107,301.03 | 8 |
| MOSTAZA | UND | 53.50 | 114,197.76 | 2,134.54 | 4 |
| ACEITE VEGETAL | LT | 12.80 | 112,142.86 | 8,761.16 | 9 |
| BARRA DE CHOCOLATE | UND | 30.00 | 106,620.00 | 3,554.00 | 1 |
| VISCERAS DE POLLO | UND | 41.00 | 106,600.00 | 2,600.00 | 28 |
| PIÑA | UND | 24.00 | 102,500.00 | 4,270.83 | 8 |
| FRIJOL CALIMA NACIONAL SECO | UND | 32.00 | 99,600.00 | 3,112.50 | 21 |
| MOJARRA ENTERA FRESCA O REFRIGERADA | KG | 6.12 | 99,450.00 | 16,250.00 | 5 |
| CARNE DE HAMBURGUESA | KG | 5.50 | 98,705.88 | 17,946.52 | 7 |
| CORTES DE PESCADO FRESCO O REFRIGERADO | KG | 22.20 | 97,972.50 | 4,414.17 | 16 |
| GALLETA TIPO SANDWICH FORTIFICADA POR LOTE | UND | 24.00 | 97,592.00 | 4,066.33 | 1 |
| TOMATE DE ARBOL | UND | 80.00 | 96,000.00 | 1,200.00 | 52 |
| Chocolate en Polvo | KG | 3.41 | 95,425.77 | 28,025.19 | 18 |
| TE ELABORADO | UND | 48.00 | 92,758.00 | 1,932.46 | 1 |
| LECHE CONDENSADA | KG | 4.71 | 92,250.00 | 19,585.99 | 17 |
| FECULA DE CEREALES | UND | 26.00 | 87,714.19 | 3,373.62 | 2 |
| ALMIDON DE TUBERCULOS Y RAICES | KG | 20.38 | 87,548.00 | 4,295.78 | 19 |
| LECHE DE COCO | LT | 4.86 | 85,800.00 | 17,654.32 | 1 |
| MIEL VIRGEN | KG | 20.00 | 85,152.00 | 4,257.60 | 2 |
| SAL MARINA MOLIDA | KG | 207.00 | 74,520.00 | 360.00 | 2 |
| MANZANA | UND | 14.00 | 74,200.00 | 5,300.00 | 13 |
| LECHE DE COCO | UND | 24.00 | 73,904.76 | 3,079.37 | 1 |
| BOCACHICO ENTERO FRESCO O REFRIGERADO | KG | 6.77 | 71,762.00 | 10,600.00 | 4 |
| JUGO DE FRUTAS | UND | 30.00 | 70,361.00 | 2,345.37 | 1 |
| Chorizo de Ternera | KG | 3.41 | 70,000.00 | 20,527.86 | 7 |
| COMINO ELABORADO | UND | 11.00 | 69,918.00 | 6,356.18 | 2 |
| AJO | UND | 8.00 | 69,915.97 | 8,739.50 | 1 |
| MANI EN GRANO | KG | 4.40 | 68,824.39 | 15,641.91 | 9 |
| HABICHUELA FRESCA | UND | 55.00 | 66,000.00 | 1,200.00 | 46 |
| MAIZ TOSTADO | KG | 5.00 | 65,000.00 | 13,000.00 | 1 |
| BOLDO | UND | 84.00 | 64,818.60 | 771.65 | 7 |
| Hortalizas | UND | 6.00 | 64,400.00 | 10,733.33 | 4 |
| SOPAS Y CREMAS | UND | 59.00 | 63,781.49 | 1,081.04 | 57 |
| TOMILLO | KG | 1.50 | 61,332.16 | 40,888.10 | 10 |
| ALIMENTOS PREPARADOS | KG | 6.00 | 60,756.00 | 10,126.00 | 1 |
| ANIS SIN ELABORAR | KG | 1.50 | 59,950.00 | 39,966.67 | 1 |
| VINAGRE DE FRUTAS | UND | 36.00 | 59,911.77 | 1,664.22 | 2 |
| FRIJOL BLANQUILLO NACIONAL SECO | UND | 18.00 | 59,000.00 | 3,277.78 | 18 |
| Nuggets de pollo | UND | 7.00 | 58,697.48 | 8,385.35 | 7 |
| AGUA | UND | 49.00 | 58,297.00 | 1,189.73 | 8 |
| Hoja de Menta | KG | 8.26 | 58,267.00 | 7,054.12 | 22 |
| FRIJOL CON SALCHICHA | UND | 20.00 | 58,000.00 | 2,900.00 | 1 |
| SALCHICHA DE POLLO | KG | 8.61 | 57,125.63 | 6,638.66 | 11 |

| Nombre Producto | Um | Cantidad de Unidades | Total Negociado | Precio promedio | Cantidad Subya. |
|---|-----|----------------------|-----------------|-----------------|-----------------|
| MARACUYA | UND | 47.00 | 56,400.00 | 1,200.00 | 19 |
| CONFITES DE AZUCAR | KG | 24.00 | 55,263.00 | 2,302.63 | 1 |
| PIMENTON FRESCO | UND | 46.00 | 55,200.00 | 1,200.00 | 42 |
| AJI | KG | 3.13 | 53,612.82 | 17,156.10 | 4 |
| ACEITE REFINADO DE GIRASOL (LT) | LT | 5.60 | 51,848.74 | 9,258.70 | 4 |
| FRESA | UND | 16.00 | 51,200.00 | 3,200.00 | 13 |
| Filete de anchoa | KG | 0.29 | 51,000.00 | 177,083.33 | 1 |
| MANI COMBINADO | KG | 2.09 | 48,865.55 | 23,403.04 | 13 |
| Salchicha Viena | UND | 15.00 | 48,823.53 | 3,254.90 | 14 |
| Azafran | KG | 4.66 | 48,612.59 | 10,431.89 | 22 |
| Filete de salmon | KG | 0.92 | 48,300.00 | 52,500.00 | 1 |
| COCO FRESCO | KG | 6.68 | 48,055.46 | 7,199.32 | 11 |
| GALLETA INTEGRAL | UND | 12.00 | 47,478.99 | 3,956.58 | 12 |
| ATUN ENLATADO | KG | 2.34 | 45,996.64 | 19,656.68 | 3 |
| PEPINO FRESCO | UND | 37.00 | 44,400.00 | 1,200.00 | 34 |
| Compota de frutas | KG | 3.02 | 44,201.68 | 14,626.63 | 22 |
| MERMELADAS | KG | 3.50 | 43,907.56 | 12,545.02 | 16 |
| BEBIDA ACHOCOLATADA | KG | 1.26 | 43,613.45 | 34,613.85 | 6 |
| HAMBURGUESA DE RES X 100 GR | KG | 6.00 | 40,850.00 | 6,808.33 | 1 |
| GUAYABA | UND | 34.00 | 40,800.00 | 1,200.00 | 27 |
| Salsa rosada | UND | 6.00 | 40,638.00 | 6,773.00 | 1 |
| PASABOCAS FRITOS | KG | 12.00 | 38,564.00 | 3,213.67 | 1 |
| Cereza | KG | 3.00 | 38,564.00 | 12,854.67 | 1 |
| PAPA NEVADA | KG | 13.93 | 38,397.00 | 2,756.42 | 8 |
| AREPA DESHIDRATADA | UND | 17.00 | 37,070.00 | 2,180.59 | 12 |
| AJO FRESCO | UND | 27.00 | 36,450.00 | 1,350.00 | 23 |
| MAIZ PIRA SECO | UND | 17.00 | 34,750.00 | 2,044.12 | 16 |
| AJO | KG | 0.98 | 33,613.45 | 34,369.58 | 7 |
| ARVEJA ENLATADA | UND | 8.00 | 31,680.67 | 3,960.08 | 6 |
| FRUTAS TIPO EXPORTACION | KG | 3.00 | 30,000.00 | 10,000.00 | 1 |
| HARINA DE MAIZ PRECOCIDA | UND | 6.00 | 29,243.70 | 4,873.95 | 6 |
| FRUTAS DESHIDRATADAS | UND | 3.00 | 29,224.00 | 9,741.33 | 1 |
| LECHE EN POLVO CON PROTEINAS PARA LACTANTES | UND | 1.00 | 28,900.00 | 28,900.00 | 1 |
| HUEVO FRESCO DE CODORNIZ | UND | 7.00 | 28,700.00 | 4,100.00 | 7 |
| FRUTAS EN ALMIBAR | UND | 7.00 | 28,529.41 | 4,075.63 | 6 |
| HIERBAS AROMATICAS | UND | 26.00 | 27,244.47 | 1,047.86 | 3 |
| MORCILLA | KG | 10.00 | 27,244.00 | 2,724.40 | 1 |
| AROMATICAS TIPO EXPORTACION | KG | 8.00 | 26,281.49 | 3,285.19 | 2 |
| AGUA | LT | 45.80 | 26,000.00 | 567.69 | 5 |
| CURUBA | KG | 6.00 | 24,000.00 | 4,000.00 | 1 |
| JAMONETA ENLATADA | UND | 4.00 | 23,865.55 | 5,966.39 | 4 |
| FRIJOL VERDE | KG | 2.00 | 23,600.00 | 11,800.00 | 3 |
| CHOCOLATE GRANULADO CON AZUCAR | UND | 3.00 | 21,669.47 | 7,223.16 | 3 |
| HUEVO FRESCO DE GALLINA ROJO (KG) | KG | 180.00 | 21,600.00 | 120.00 | 1 |
| LULO | UND | 18.00 | 21,600.00 | 1,200.00 | 16 |
| REMOLACHA | UND | 18.00 | 21,600.00 | 1,200.00 | 17 |
| BICARBONATO DE SODIO | KG | 4.46 | 19,886.47 | 4,458.85 | 12 |
| LECHUGA | UND | 9.00 | 18,900.00 | 2,100.00 | 7 |
| Aceite de oliva 100% puro | UND | 1.00 | 18,529.41 | 18,529.41 | 1 |
| PULPA | KG | 3.00 | 17,929.44 | 5,976.48 | 1 |
| BICARBONATO DE SODIO | UND | 5.00 | 17,100.00 | 3,420.00 | 3 |

| Nombre Producto | Um | Cantidad de Unidades | Total Negociado | Precio promedio | Cantidad Subya. |
|--|-----|----------------------|-----------------|-----------------|-----------------|
| SALCHICHA DE CERDO | KG | 6.00 | 16,523.00 | 2,753.83 | 1 |
| YOGURT | KG | 10.00 | 16,108.00 | 1,610.80 | 1 |
| MAZORCA FRESCA | UND | 8.00 | 16,000.00 | 2,000.00 | 7 |
| MEZCLA DE EMBUTIDOS VARIOS | UND | 6.00 | 15,988.00 | 2,664.67 | 1 |
| MIEL DE ABEJAS | KG | 0.51 | 15,850.00 | 31,386.14 | 2 |
| LIMON | UND | 13.00 | 15,600.00 | 1,200.00 | 11 |
| CACHAMA FRESCA O REFRIGERADA ENTERA | KG | 1.25 | 15,000.00 | 12,000.00 | 1 |
| Frutas | UND | 7.00 | 14,900.00 | 2,128.57 | 6 |
| ACEITE REFINADO DE CANOLA (LT) | UND | 1.00 | 14,823.53 | 14,823.53 | 1 |
| PAPA | UND | 2.00 | 13,781.51 | 6,890.76 | 2 |
| MIEL DE ABEJAS | UND | 1.00 | 12,350.00 | 12,350.00 | 1 |
| AZUCAR LIGERA (KG) | KG | 0.23 | 12,238.10 | 54,391.53 | 1 |
| QUESO PARMESANO | UND | 2.00 | 11,680.67 | 5,840.34 | 2 |
| FRUTA CONFITADA | UND | 9.00 | 11,008.41 | 1,223.16 | 4 |
| Pepino Cohombro | KG | 5.07 | 10,636.50 | 2,100.00 | 5 |
| Filete de tilapia | KG | 0.56 | 10,406.25 | 18,750.00 | 1 |
| MOSTAZA | KG | 0.80 | 10,378.15 | 12,972.69 | 4 |
| PANELA PULVERIZADA | KG | 1.45 | 9,904.76 | 6,830.87 | 4 |
| GUANABANA | KG | 2.82 | 9,588.00 | 3,400.00 | 1 |
| AJI | LT | 0.41 | 9,075.63 | 22,408.97 | 3 |
| Jamon de pavo | KG | 0.23 | 9,036.13 | 39,287.54 | 1 |
| JUGO CONCENTRADO | LT | 3.00 | 8,655.46 | 2,885.15 | 4 |
| PINA | UND | 2.00 | 8,613.45 | 4,306.72 | 2 |
| Pollo y productos derivados | KG | 0.23 | 8,403.36 | 36,536.35 | 1 |
| CAZUELA DE MARISCOS | KG | 0.50 | 8,403.36 | 16,806.72 | 1 |
| SARDINAS ENLATADAS EN SALSA DE TOMATE | KG | 0.31 | 8,319.33 | 26,664.51 | 2 |
| ESENCIA DE VAINILLA | KG | 0.18 | 8,193.28 | 45,518.20 | 3 |
| PASTA DE TOMATE | KG | 0.40 | 7,983.19 | 19,957.99 | 2 |
| AJONJOLI | KG | 0.50 | 7,500.00 | 15,000.00 | 1 |
| YOGURT POSTRE | KG | 0.42 | 7,310.93 | 17,406.96 | 3 |
| Salsa de Soya | UND | 2.00 | 7,310.92 | 3,655.46 | 2 |
| CABANO DE CERDO | UND | 2.00 | 7,226.89 | 3,613.45 | 2 |
| Tomate rinon | KG | 1.54 | 7,214.50 | 4,700.00 | 4 |
| CARBON VEGETAL | KG | 2.00 | 7,100.84 | 3,550.42 | 1 |
| ATUN ENLATADO RALLADO EN ACEITE (UN) | UND | 3.00 | 7,058.82 | 2,352.94 | 3 |
| HARINA DE TRIGO DE PRIMERA EN BOLSA DE POLIETILENO | UND | 2.00 | 7,047.62 | 3,523.81 | 2 |
| PANELA | KG | 0.80 | 5,800.00 | 7,250.00 | 2 |
| MAIZ DULCE | UND | 2.00 | 5,798.32 | 2,899.16 | 2 |
| Hoja de Naranja | KG | 0.70 | 5,670.00 | 8,100.00 | 3 |
| LINAZA | UND | 2.00 | 5,546.22 | 2,773.11 | 2 |
| ATUN ENLATADO RALLADO EN AGUA (UN) | UND | 2.00 | 4,890.76 | 2,445.38 | 2 |
| NARANJA | UND | 4.00 | 4,800.00 | 1,200.00 | 2 |
| LAUREL | UND | 4.00 | 4,747.90 | 1,186.97 | 4 |
| SOYA NACIONAL | KG | 1.00 | 4,000.00 | 4,000.00 | 2 |
| JUGO CONCENTRADO | UND | 3.00 | 3,781.51 | 1,260.50 | 3 |
| FILETE DE MOJARRA | KG | 1.00 | 3,697.48 | 3,697.48 | 1 |
| HARINA DE TRIGO | UND | 1.00 | 3,571.43 | 3,571.43 | 1 |
| MIXTURA DE CEREALES Y FRUTAS SECAS | UND | 1.00 | 3,529.41 | 3,529.41 | 1 |
| POLEN GRANULADO | KG | 0.50 | 3,450.00 | 6,900.00 | 1 |
| PAN | UND | 1.00 | 3,050.00 | 3,050.00 | 1 |
| OREGANO MOLIDO | UND | 2.00 | 2,857.14 | 1,428.57 | 2 |

| Nombre Producto | Um | Cantidad de Unidades | Total Negociado | Precio promedio | Cantidad Subya. |
|---|-----|----------------------|---------------------------|-----------------|-----------------|
| Adobo | UND | 1.00 | 2,605.04 | 2,605.04 | 1 |
| MANI CUBIERTO | UND | 3.00 | 2,521.01 | 840.34 | 2 |
| FIBRA DE ALGODON | KG | 0.05 | 2,400.00 | 48,000.00 | 2 |
| CACAHUATE EN GRANO | KG | 0.10 | 2,250.00 | 22,500.00 | 1 |
| CABANO DE CERDO | KG | 0.03 | 1,722.69 | 68,907.56 | 1 |
| FIBRA DE ALGODON | UND | 1.00 | 1,450.00 | 1,450.00 | 1 |
| MANDARINA | UND | 1.00 | 1,200.00 | 1,200.00 | 1 |
| HARINAS ENRIQUECIDAS PARA ALIMENTACION INFANTIL | KG | 0.03 | 840.34 | 28,011.20 | 1 |
| Total Registro de Factura (RF). | | | 164,508,977,856.55 | | 39,592 |

El precio promedio para los Registros de Facturas está afectado por el registro en la diferentes ciudades y es susceptible a modificación; según los términos y condiciones pactadas en el Reglamento de la BMC EXCHANGE.

Posturas de Referencia Financieros

| Tipo | Negocio | Descripcion | valor negocio | dias plazo | valor tasa venta % | Punta |
|-------------|---------|---|---------------|------------|--------------------|---------|
| FINANCIEROS | CDMFAG | REPO SOBRE CDM SIN INTERPOSICION DE CONTRAPARTE FAG | 25,732,680.00 | 234 | 0 | Demanda |

Posturas de Referencia Físicos

| Tipo | Negocio | Producto | Unidad | Cantidad | Sitio Entrega | Precio Venta | Precio Compra | Punta |
|-------|---------|----------|--------|----------|---------------|--------------|---------------|-------|
| Tipo2 | Negocio | Producto | Unidad | Cantidad | Sitio Entrega | Precio Venta | Precio Compra | Punta |

Suspensiones Rueda por Rompimientos de Precios Físicos

| Consec. Interno | Producto | Sitio Entrega | Unidad Medida | Precio Piso Inicial | Precio Techo Inicial | Precio Ruptura c | Precio Ruptura v | precio piso actual | precio techo actual |
|-----------------|----------|---------------|---------------|---------------------|----------------------|------------------|------------------|--------------------|---------------------|
|-----------------|----------|---------------|---------------|---------------------|----------------------|------------------|------------------|--------------------|---------------------|

Subasta

Operaciones Anuladas OMA's

| Nombre Producto | Total negocio | Cantidad | Número Ope. | Descripcion | Descripcion subyacente | Cantidad |
|-----------------|---------------|----------|-------------|-------------|------------------------|----------|
|-----------------|---------------|----------|-------------|-------------|------------------------|----------|

Operaciones Anuladas.

| Número Operacion | Fecha Operación | Número Oficio Anulación | Fecha Anulación | Causa Anulación |
|------------------|-----------------|-------------------------|-----------------|-----------------|
|------------------|-----------------|-------------------------|-----------------|-----------------|

(ID's) COMPRAS PENDIENTES DE CIERRE 22 DE JULIO DE 2021

Señores

Representantes legales, operadores de las sociedades comisionistas miembros de la BMC Bolsa Mercantil de Colombia S.A. y público en general a continuación se relaciona el listado de ID's pendientes de cierre al día de hoy.

ID's PENDIENTES DE CERRAR RUEDAS ANTERIORES

| ID | CODIGO SUBYACENTE CARACTERISTICA | DESCRIPCION SUBYACENTE | RAZON SOCIAL COMISIONISTA COMPRADOR | FECHA INICIAL DE COMPRA |
|----------|----------------------------------|---|-------------------------------------|-------------------------|
| 41055102 | 9109 | ELEMENTOS PARA PROTECCION POR LOTE - ELEMENTOS VARIOS DE PROTECCION PERSONAL - LOTE - SIN EMPAQUE - PROCESADO | CORREAGRO S.A. | 2021-07-19 |
| 41051840 | 17 | ARROZ CASCARA NACIONAL HUMEDO - 10-TIPO II GRANO PARTIDO HASTA 20% - KILOGRAMO - EN SACO - NATURAL | MERCADO Y BOLSA S.A. | 2021-07-16 |