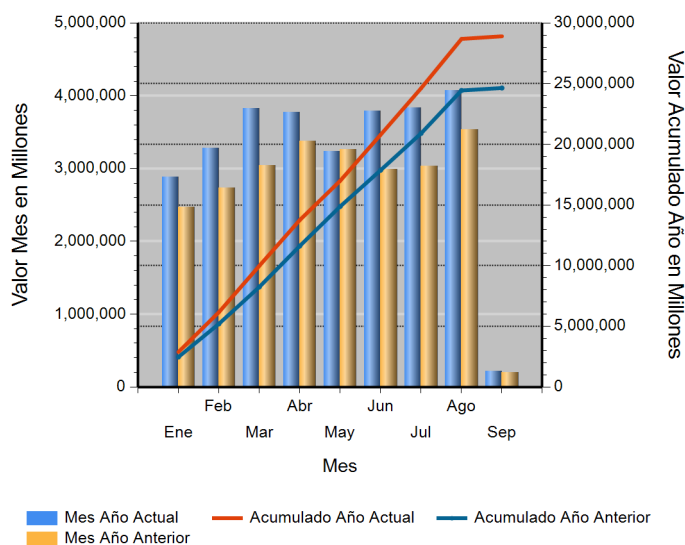


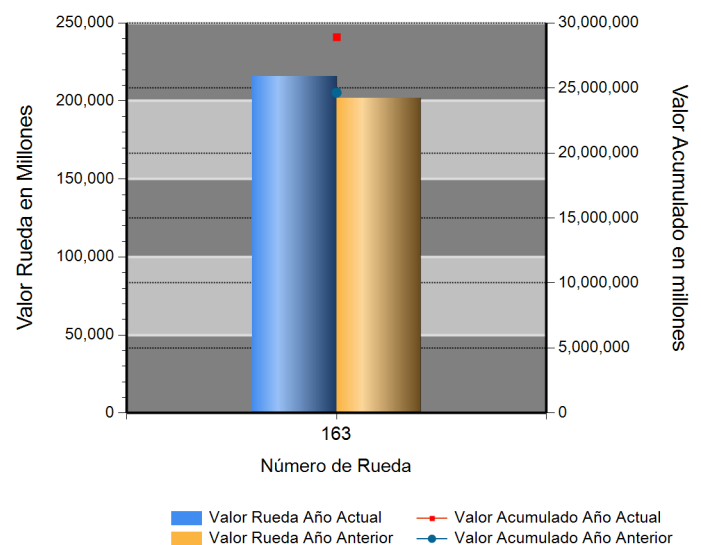
| Id | Descripción           | Valor Año Anterior en Millones | Valor Año Actual en Millones | Variación % |
|----|-----------------------|--------------------------------|------------------------------|-------------|
| 1  | No. RUEDA             | 163                            | 163                          |             |
| 2  | TOTAL RUEDA           | 192,703.59                     | 215,829.16                   | 12.00       |
| 3  | RF 1/                 | 192,017.59                     | 215,016.02                   | 11.98       |
| 4  | ABIERTAS 2/           | 686.00                         | 813.14                       | 18.53       |
| 5  | -Financieras          | 0.00                           | 190.46                       | ND          |
| 6  | -Físicos-Disponibles  | 0.00                           | 177.77                       | ND          |
| 7  | -Forwards             | 686.00                         | 444.90                       | (35.15)     |
| 8  | -Subastas 3/          | 0.00                           | 0.00                         | 0.00        |
| 9  | ACUMULADO AÑO         | 24,641,678.40                  | 28,840,813.74                | 17.04       |
| 10 | RF 1/                 | 23,892,020.59                  | 28,158,114.25                | 17.86       |
| 11 | ABIERTAS 2/           | 749,657.81                     | 682,699.49                   | (8.93)      |
| 12 | -Financieras          | 78,910.82                      | 72,262.67                    | (8.42)      |
| 13 | -Físicos-Disponibles  | 2,398.87                       | 7,679.43                     | 220.13      |
| 14 | -Forwards             | 668,348.12                     | 602,757.39                   | (9.81)      |
| 15 | -Subastas 3/          | 0.00                           | 0.00                         | 0.00        |
| 16 | PROMEDIO RUEDA DIARIA | 151,175.94                     | 176,937.51                   | 17.04       |

1/. Registro de Factura. 2/. Incluye Físicos, Forwards, Financieros y Subastas 3/. Inherente a Convenios con el MADR. \*/ Reglamento BMC EXCHANGE "Sección 3. Corrección de Operaciones. Artículo 3.2.3.3.1. Corrección de Operaciones". Tratándose de Registro de Facturas se podrán admitir correcciones sobre errores aritméticos, de mecanografía, digitación u omisiones simples y fácilmente comprobables en la determinación de la calidad, cantidad, parte interesada, unidad de medida y demás información que haya sido reportada a la Bolsa. (ND = No Definido)

## Evolución Mensual Año Corriente (2021)




## Evolución Diaria Mes Corriente (Septiembre)



## Operaciones Financieras

| Nombre Producto                      | Descripción - Subyacente                          | Plazo          | Valor Presente | Valor Futuro   | Tasa Min % | Tasa Max % | Tasa Cierre % | Cantidad Opera. |
|--------------------------------------|---|----------------|----------------|----------------|------------|------------|---------------|-----------------|
| REPO SOBRE CDM SIN INTER. DE CONTRA. | FRIJOL SOYA NACIONAL                              | (151-180) días | 190,462,173.00 | 198,032,189.00 | 8.25       | 8.25       | 8.25          | 1               |
|                                      | <b>Total REPO SOBRE CDM SIN INTER. DE CONTRA.</b> |                | 190,462,173.00 | 198,032,189.00 |            |            |               | 1               |

## Operaciones Financieras Valor Presente




Esta información corresponde a las Operaciones Financieras registradas en la Rueda 163 del 09/01/2021.

## Operaciones Físicas

| Descripción     | Descripción Subyacente           | Ubicación   | Um   | Precio Promedio | Total Negociado | Cantidad Unidades | Precio Min.    | Precio Max.    | Cantidad Opes. |
|-----------------|----------------------------------|-------------|------|-----------------|-----------------|-------------------|----------------|----------------|----------------|
| DISPONIBLES MCP | LICENCIAS POR LOTE               | BOGOTA D.C. | LOTE | 177,771,864.00  | 177,771,864.00  | 1                 | 177,771,864.00 | 177,771,864.00 | 1              |
|                 | Total DISPONIBLES MCP            |             |      |                 |                 | 177,771,864.00    |                |                |                |
| FORWARD MCP     | FERRETERIA POR LOTE              | BOGOTA D.C. | UND  | 95,881,402.00   | 95,881,402.00   | 1                 | 95,881,402.00  | 95,881,402.00  | 1              |
|                 | MATERIALES Y-O INSUMOS POR LOTES | BOGOTA D.C. | LOTE | 349,019,655.00  | 349,019,655.00  | 1                 | 349,019,655.00 | 349,019,655.00 | 1              |
|                 | Total FORWARD MCP                |             |      |                 |                 | 444,901,057.00    |                |                |                |

## Operaciones Físicas Total Negociado



## Registro de Factura

| Nombre Producto               | Um  | Cantidad de Unidades | Total Negociado   | Precio promedio | Cantidad Subya. |
|-------------------------------|-----|----------------------|-------------------|-----------------|-----------------|
| ARROZ CASCARA NACIONAL HUMEDO | KG  | 92,541,556.14        | 80,198,974,587.20 | 866.63          | 1419            |
| ACEITE CRUDO DE PALMA         | KG  | 2,551,053.00         | 10,530,089,862.91 | 4,127.74        | 76              |
| ARROZ BLANCO NACIONAL EN SACO | KG  | 4,382,417.10         | 9,495,968,756.09  | 2,166.83        | 511             |
| ATUN ENLATADO                 | UND | 1,761,959.93         | 6,976,988,607.94  | 3,959.79        | 749             |
| CAFE PERGAMINO                | KG  | 389,636.00           | 4,926,085,016.97  | 12,642.79       | 17              |
| GANADO                        | KG  | 773,854.20           | 4,917,235,767.61  | 6,354.21        | 130             |
| MEZCLA DE ACEITES VEGETALES   | UND | 904,513.20           | 4,655,555,751.96  | 5,147.03        | 37              |
| OLEINA DE PALMA               | KG  | 1,015,128.00         | 4,552,111,690.35  | 4,484.27        | 33              |

| Nombre Producto                                   | Um  | Cantidad de Unidades | Total Negociado  | Precio promedio | Cantidad Subya. |
|---|-----|----------------------|------------------|-----------------|-----------------|
| HUEVO FRESCO DE GALLINA ROJO (UN)                 | UND | 11,046,855.00        | 3,530,069,444.09 | 319.55          | 377             |
| CARNE DE VACUNO FRESCA O REFRIGERADA EN CORTES    | KG  | 186,664.21           | 3,341,384,356.06 | 17,900.51       | 503             |
| LECHE EN POLVO ENTERA IMPORTADA (KG)              | KG  | 191,475.00           | 2,990,267,500.00 | 15,617.01       | 9               |
| GANADO BOVINO EN PIE                              | KG  | 422,449.26           | 2,944,207,418.52 | 6,969.38        | 64              |
| AZUCAR BLANCO                                     | KG  | 994,792.75           | 2,762,509,386.53 | 2,776.97        | 119             |
| LECHE EN POLVO                                    | KG  | 263,808.80           | 2,583,128,180.00 | 9,791.67        | 26              |
| LECHE EN POLVO ENTERA NACIONAL (KG)               | KG  | 165,509.66           | 2,400,232,520.00 | 14,502.07       | 76              |
| FERTILIZANTES                                     | KG  | 921,245.80           | 2,343,327,204.02 | 2,543.65        | 93              |
| ALIMENTO CONCENTRADO PARA CERDOS                  | KG  | 1,087,720.00         | 2,181,695,284.99 | 2,005.75        | 354             |
| MAIZ AMARILLO IMPORTADO                           | KG  | 1,570,876.21         | 2,067,932,132.03 | 1,316.42        | 140             |
| ACEITE REFINADO DE SOYA (LT)                      | LT  | 306,268.10           | 1,961,302,031.76 | 6,403.87        | 141             |
| ACEITE REFINADO DE SOYA (KG)                      | KG  | 315,779.00           | 1,711,936,112.78 | 5,421.31        | 11              |
| NOVILLO (KG)                                      | KG  | 250,555.23           | 1,679,377,479.52 | 6,702.62        | 26              |
| HILAZA DE ALGODON                                 | KG  | 85,766.28            | 1,625,580,136.17 | 18,953.60       | 55              |
| CARNE DE CERDO FRESCA O REFRIGERADA EN CANAL (KG) | KG  | 187,680.62           | 1,596,532,554.95 | 8,506.65        | 129             |
| VACA (UN)   | UND | 1,318.00             | 1,560,486,740.00 | 1,183,980.83    | 375             |
| MAIZ AMARILLO NACIONAL SECO                       | KG  | 1,295,631.50         | 1,552,244,369.36 | 1,198.06        | 64              |
| FRIJOL LIMA NACIONAL SECO                         | KG  | 320,846.24           | 1,524,713,666.00 | 4,752.16        | 43              |
| LECHE CRUDA                                       | LT  | 1,115,535.00         | 1,411,898,152.74 | 1,265.67        | 83              |
| ALIMENTO CONCENTRADO PARA AVES                    | KG  | 711,710.00           | 1,351,902,206.60 | 1,899.51        | 157             |
| ATUN ENLATADO RALLADO EN ACEITE (UN)              | UND | 478,800.00           | 1,305,428,550.00 | 2,726.46        | 28              |
| CAFE EXCELSO                                      | KG  | 77,000.00            | 1,291,625,625.02 | 16,774.36       | 3               |
| MEZCLA DE ACEITES VEGETALES                       | LT  | 238,464.00           | 1,258,329,599.95 | 5,276.81        | 8               |
| MAIZ BLANCO NACIONAL SECO                         | KG  | 980,584.00           | 1,247,528,859.95 | 1,272.23        | 22              |
| LECHE LIQUIDA (LT)                                | LT  | 687,115.00           | 1,207,936,286.92 | 1,757.98        | 57              |
| FIBRA DE ALGODON                                  | KG  | 138,000.00           | 1,145,431,828.99 | 8,300.23        | 3               |
| PASTA ALIMENTICIA TIPO SECO                       | UND | 521,258.75           | 1,087,640,213.98 | 2,086.56        | 59              |
| SEBO DE RES                                       | KG  | 476,883.44           | 1,006,856,687.00 | 2,111.33        | 90              |
| TORTA DE SOYA IMPORTADA                           | KG  | 525,282.63           | 1,005,422,496.94 | 1,914.06        | 24              |
| FRIJOL CARGAMANTO BLANCO NACIONAL SECO            | KG  | 126,242.35           | 982,465,400.00   | 7,782.38        | 23              |
| GLICERINA   | KG  | 252,820.00           | 929,321,150.99   | 3,675.82        | 8               |
| ATUN ENLATADO LOMO EN ACEITE (UN)                 | UND | 357,846.00           | 869,758,260.97   | 2,430.54        | 7               |
| PAPA PASTUSA                                      | KG  | 819,347.00           | 857,077,199.99   | 1,046.05        | 412             |
| CHOCOLATE EN PASTA CON AZUCAR                     | UND | 250,815.00           | 816,265,915.00   | 3,254.45        | 77              |
| ARROZ BLANCO NACIONAL EN BOLSA DE POLIETILENO     | KG  | 395,704.00           | 798,251,769.00   | 2,017.30        | 77              |
| LECHE EN POLVO DESCREMADA IMPORTADA (KG)          | KG  | 55,750.00            | 771,195,000.00   | 13,833.09       | 13              |
| ATUN ENLATADO LOMO FINO EN AGUA (UN)              | UND | 332,654.00           | 763,639,419.46   | 2,295.60        | 13              |
| ACEITE CRUDO DE SOYA                              | KG  | 126,807.00           | 762,091,903.00   | 6,009.86        | 11              |
| Bebidas no alcoholicas                            | LT  | 110,748.00           | 723,848,928.00   | 6,536.00        | 22              |
| ATUN ENLATADO RALLADO EN AGUA (UN)                | UND | 198,528.00           | 702,987,648.00   | 3,541.00        | 10              |
| FRIJOL CARGAMANTO ROJO NACIONAL SECO              | KG  | 108,581.20           | 698,660,198.00   | 6,434.45        | 55              |
| SARDINAS ENLATADAS EN SALSA DE TOMATE             | UND | 206,842.00           | 694,047,407.00   | 3,355.45        | 110             |
| CARNAZA CRUDA DE BOVINO                           | KG  | 1,236,747.00         | 674,027,115.00   | 545.00          | 2               |
| ESTEARINA DE PALMA                                | KG  | 114,404.00           | 647,426,398.00   | 5,659.12        | 5               |
| LIMON   | KG  | 288,654.23           | 640,973,686.41   | 2,220.56        | 47              |
| VISCERAS DE VACUNO (KG)                           | KG  | 105,716.03           | 607,815,915.00   | 5,749.52        | 148             |
| HARINA DE ARROZ                                   | KG  | 510,410.00           | 606,469,000.00   | 1,188.20        | 26              |
| ARROZ INTEGRAL                                    | KG  | 429,878.00           | 589,715,600.00   | 1,371.82        | 10              |
| CAFE INSTANTANEO GRANULADO                        | UND | 44,686.00            | 553,443,653.00   | 12,385.17       | 437             |
| POLLO CONGELADO                                   | KG  | 65,087.50            | 548,302,570.00   | 8,424.08        | 338             |
| CARNE DE VACUNO FRESCA O REFRIGERADA EN CANAL     | KG  | 38,638.23            | 489,231,803.00   | 12,661.86       | 27              |

| Nombre Producto   | Um  | Cantidad de Unidades | Total Negociado | Precio promedio | Cantidad Subya. |
|---|-----|----------------------|-----------------|-----------------|-----------------|
| FRIJOL NACIONAL   | KG  | 109,758.80           | 463,608,839.00  | 4,223.89        | 31              |
| HUEVO FERTIL DE GALLINA                                     | KG  | 684,720.00           | 461,073,600.00  | 673.38          | 16              |
| CARNE DE POLLO O GALLINA FRESCA O REFRIGERADA EN CANAL (KG) | KG  | 79,791.15            | 460,613,735.00  | 5,772.74        | 472             |
| CARNE BOVINA  | KG  | 52,795.08            | 450,256,168.00  | 8,528.37        | 101             |
| MAIZ TIERNO ENLATADO  | UND | 132,456.00           | 427,788,912.00  | 3,229.67        | 12              |
| PANELA CUADRADA KG  | KG  | 316,161.00           | 398,101,250.00  | 1,259.17        | 4               |
| HARINA DE MAIZ  | KG  | 222,524.50           | 396,110,227.57  | 1,780.07        | 76              |
| CARNE DE POLLO O GALLINA CONGELADA EN CORTES                | KG  | 31,804.20            | 391,989,015.00  | 12,325.07       | 1373            |
| HUEVOS FRESCOS DE GALLINA                                   | UND | 1,224,036.00         | 385,000,425.00  | 314.53          | 26              |
| CERDO CEBA (UN)   | UND | 1,225.00             | 369,927,837.00  | 301,981.91      | 14              |
| LENTEJA SECA  | KG  | 128,830.15           | 360,717,847.00  | 2,799.95        | 60              |
| GANADO BOVINO EN PIE  | UND | 188.00               | 357,721,719.75  | 1,902,775.11    | 6               |
| QUESO MOZARELLA   | UND | 18,267.00            | 337,590,936.00  | 18,480.92       | 274             |
| ACEITE REFINADO DE OLIVA UN                                 | UND | 46,620.00            | 319,054,260.00  | 6,843.72        | 8               |
| CAFE CONSUMO  | KG  | 35,004.00            | 313,285,800.00  | 8,950.00        | 1               |
| MOGOLLA   | KG  | 304,257.25           | 300,132,238.00  | 986.44          | 27              |
| ACEITE REFINADO DE PALMA (KG)                               | KG  | 106,442.00           | 298,036,209.00  | 2,799.99        | 23              |
| SARDINA ENLATADA  | UND | 111,899.00           | 285,350,751.00  | 2,550.07        | 43              |
| CAFE PASILLA  | KG  | 32,145.69            | 282,142,892.00  | 8,777.01        | 2               |
| CARNE DE VACUNO FRESCA O REFRIGERADA DESPOSTADA             | KG  | 18,248.00            | 271,377,835.00  | 14,871.65       | 12              |
| BUFALO EN PIE (KG)  | KG  | 42,106.00            | 267,549,900.00  | 6,354.20        | 14              |
| NOVILLO (UN)  | UND | 106.00               | 257,753,712.00  | 2,431,638.79    | 2               |
| TORTA DE PALMISTE   | KG  | 445,380.00           | 252,797,242.00  | 567.60          | 16              |
| CAFE  | UND | 46,720.00            | 240,694,650.00  | 5,151.85        | 27              |
| UVA PASA  | KG  | 34,053.00            | 239,078,000.00  | 7,020.76        | 11              |
| HUEVO FRESCO DE GALLINA BLANCO (UN)                         | UND | 771,877.00           | 235,461,989.99  | 305.05          | 13              |
| LECHE EN POLVO  | UND | 24,436.44            | 227,859,950.56  | 9,324.60        | 31              |
| JUGO DE FRUTAS  | UND | 32,924.00            | 215,117,369.00  | 6,533.76        | 12              |
| ACEITE CRUDO DE PESCADO                                     | KG  | 74,396.00            | 213,692,640.00  | 2,872.37        | 5               |
| CARNE DE CERDO FRESCA O REFRIGERADA EN CORTES (KG)          | KG  | 17,850.25            | 211,603,330.00  | 11,854.36       | 46              |
| ARVEJA AMARILLA SECA  | KG  | 75,445.10            | 211,436,375.00  | 2,802.52        | 16              |
| NOVILLA   | KG  | 35,754.00            | 206,000,504.00  | 5,761.61        | 11              |
| FRIJOL BOLA ROJA NACIONAL SECO                              | KG  | 34,433.00            | 205,769,195.00  | 5,975.93        | 9               |
| ACEITE REFINADO DE PALMA (LT)                               | LT  | 35,125.80            | 192,744,738.44  | 5,487.27        | 42              |
| HARINA DE CARNE Y HUESO                                     | KG  | 70,050.00            | 191,937,000.00  | 2,740.00        | 2               |
| CARNE DE GALLINA FRESCA O REFRIGERADA EN CORTES             | KG  | 26,675.90            | 180,860,161.00  | 6,779.91        | 1001            |
| FRIJOL SOYA NACIONAL  | KG  | 73,130.00            | 177,488,500.00  | 2,427.03        | 5               |
| ALMIDON DE CEREALES   | KG  | 70,700.00            | 169,558,571.00  | 2,398.28        | 3               |
| POLLITAS  | UND | 64,081.00            | 167,404,621.00  | 2,612.39        | 28              |
| MAIZ BLANCO IMPORTADO                                       | KG  | 119,310.00           | 166,345,600.00  | 1,394.23        | 15              |
| CHOCOLATE EN PASTA AMARGO                                   | UND | 54,608.00            | 154,773,328.00  | 2,834.26        | 5               |
| FRIJOL BLANQUILLO NACIONAL SECO                             | KG  | 32,984.45            | 152,615,621.00  | 4,626.90        | 17              |
| ARROZ CRISTAL INDUSTRIAL                                    | KG  | 114,890.00           | 146,266,000.00  | 1,273.10        | 5               |
| CARNE DE POLLO FRESCA O REFRIGERADA EN CORTES               | KG  | 31,962.17            | 144,435,855.00  | 4,518.96        | 777             |
| carne de res cogote   | KG  | 10,318.91            | 143,603,896.00  | 13,916.58       | 3               |
| PIEL FRESCA DE RES (UN)                                     | UND | 2,940.00             | 139,171,850.00  | 47,337.36       | 19              |
| CAUCHO NATURAL  | KG  | 26,320.00            | 136,752,000.00  | 5,195.74        | 2               |
| HARINA DE SOYA  | KG  | 68,530.00            | 133,974,800.00  | 1,954.98        | 2               |
| FRIJOL IMPORTADO SECO                                       | KG  | 24,445.30            | 131,802,424.00  | 5,391.73        | 12              |
| PANELA  | KG  | 43,168.00            | 131,764,552.00  | 3,052.37        | 15              |
| LECHE EN POLVO ENTERA NACIONAL (UN)                         | UND | 19,980.00            | 130,620,000.00  | 6,537.54        | 11              |

| Nombre Producto                               | Um  | Cantidad de Unidades | Total Negociado | Precio promedio | Cantidad Subya. |
|---|-----|----------------------|-----------------|-----------------|-----------------|
| CARNE DE POLLO FRESCA O REFRIGERADA EN CORTES | UND | 12,604.80            | 128,231,118.00  | 10,173.20       | 271             |
| HARINA DE TRIGO DE PRIMERA EN SACO            | KG  | 61,150.50            | 125,773,856.91  | 2,056.79        | 12              |
| QUESO (UN)                                    | UND | 8,989.00             | 125,481,220.00  | 13,959.42       | 302             |
| ARVEJA VERDE SECA                             | KG  | 39,310.25            | 123,335,968.00  | 3,137.50        | 32              |
| ARROZ CASCARA NACIONAL SECO                   | KG  | 995.00               | 117,790,090.00  | 118,382.00      | 1               |
| HARINA DE CARNE                               | KG  | 50,430.00            | 116,820,900.00  | 2,316.50        | 2               |
| MAIZ PIRA SECO                                | KG  | 35,632.90            | 116,599,710.00  | 3,272.25        | 12              |
| VINAGRE DE FRUTAS                             | UND | 42,420.00            | 115,123,128.00  | 2,713.89        | 12              |
| ESTIBA PLANA DE MADERA                        | UND | 3,247.00             | 114,381,485.00  | 35,226.82       | 12              |
| HARINA DE MAIZ PRECOCIDA                      | KG  | 50,606.00            | 111,977,772.00  | 2,212.74        | 35              |
| ADITIVOS PARA ALIMENTO ANIMAL                 | KG  | 6,453.63             | 109,591,102.00  | 16,981.31       | 14              |
| FRUTO DE PALMA AFRICANA                       | KG  | 165,575.18           | 105,807,922.09  | 639.03          | 11              |
| CORTES  | KG  | 10,095.80            | 105,331,726.00  | 10,433.22       | 131             |
| BARRA DE CHOCOLATE                            | UND | 44,058.00            | 105,320,679.00  | 2,390.50        | 11              |
| HUESO DE RES                                  | KG  | 293,412.80           | 103,595,952.00  | 353.07          | 80              |
| QUESO FRESCO                                  | KG  | 10,382.05            | 103,303,815.00  | 9,950.23        | 7               |
| CAFE TOSTADO Y MOLIDO                         | KG  | 6,462.03             | 102,425,775.00  | 15,850.40       | 27              |
| QUESO (KG)                                    | KG  | 8,311.12             | 96,929,196.00   | 11,662.59       | 94              |
| CABEZA  | UND | 27,523.12            | 92,628,932.00   | 3,365.50        | 15              |
| FRIJOL SOYA IMPORTADO                         | KG  | 34,600.00            | 90,347,016.02   | 2,611.19        | 1               |
| GANADO  | UND | 29.00                | 89,222,100.00   | 3,076,624.14    | 1               |
| FRIJOL CALIMA NACIONAL SECO                   | KG  | 15,667.95            | 83,799,286.00   | 5,348.45        | 12              |
| ACEITE CRUDO DE PALMISTE                      | KG  | 15,101.00            | 83,372,621.00   | 5,521.00        | 1               |
| TERNERO                                       | KG  | 13,582.28            | 81,575,623.24   | 6,006.03        | 2               |
| CARNE DE VACUNO CONGELADA EN CORTES           | KG  | 4,242.86             | 80,754,589.00   | 19,033.06       | 17              |
| ARROZ CRISTAL CONSUMO HUMANO                  | KG  | 50,400.00            | 77,370,500.00   | 1,535.13        | 6               |
| PIEL FRESCA DE RES (KG)                       | KG  | 46,754.80            | 76,220,355.00   | 1,630.21        | 5               |
| HARINA DE TRIGO DE TERCERA                    | KG  | 68,030.00            | 75,173,500.00   | 1,105.01        | 2               |
| GALLINA PONEDORA (UN)                         | UND | 3,650.00             | 73,000,000.00   | 20,000.00       | 1               |
| PANELA REDONDA (UN)                           | UND | 25,400.00            | 72,726,600.00   | 2,863.25        | 7               |
| PIÑA  | KG  | 60,968.00            | 69,077,056.00   | 1,133.01        | 14              |
| FRUTAS DESHIDRATADAS                          | KG  | 4,009.02             | 67,626,087.00   | 16,868.48       | 2               |
| MANI EN GRANO                                 | KG  | 9,100.00             | 64,820,000.00   | 7,123.08        | 3               |
| FRIJOL CARAOTA NACIONAL SECO                  | KG  | 15,165.40            | 63,527,459.00   | 4,188.97        | 16              |
| PAPA CRIOLLA                                  | KG  | 22,171.00            | 63,215,670.00   | 2,851.28        | 19              |
| UREA NACIONAL                                 | KG  | 25,300.00            | 60,676,000.00   | 2,398.26        | 4               |
| FRIJOL NIMA NACIONAL SECO                     | KG  | 12,224.50            | 59,703,955.00   | 4,883.96        | 7               |
| MAIZ BLANCO TRILLADO                          | KG  | 31,200.00            | 59,658,319.00   | 1,912.13        | 24              |
| ALIMENTO CONCENTRADO PARA VACUNOS             | KG  | 43,080.00            | 58,331,993.00   | 1,354.04        | 17              |
| MIEL DE ABEJAS                                | KG  | 4,312.84             | 55,852,580.00   | 12,950.30       | 19              |
| PANELA EN PASTILLA (KG)                       | KG  | 9,600.00             | 55,353,600.00   | 5,766.00        | 1               |
| COCOA EN POLVO                                | UND | 33,146.00            | 54,609,500.00   | 1,647.54        | 16              |
| CARNE DE CERDO CONGELADA EN CANAL (KG)        | KG  | 4,743.30             | 52,126,430.00   | 10,989.49       | 4               |
| Proteína de Soya                              | KG  | 2,340.00             | 51,640,875.00   | 22,068.75       | 1               |
| VISCERAS DE VACUNO (UN)                       | UND | 350.00               | 50,350,670.00   | 143,859.06      | 11              |
| HARINA DE PALMISTE                            | KG  | 70,240.00            | 48,640,800.00   | 692.49          | 3               |
| CASCARILLA                                    | KG  | 314,410.00           | 48,393,840.00   | 153.92          | 10              |
| HARINA DE SANGRE                              | KG  | 20,784.00            | 47,388,711.00   | 2,280.06        | 4               |
| AJO FRESCO                                    | KG  | 5,096.00             | 47,163,440.00   | 9,254.99        | 13              |
| PIMIENTA ELABORADA                            | KG  | 3,110.00             | 45,960,000.00   | 14,778.14       | 2               |
| PAPA  | KG  | 45,921.00            | 43,976,168.00   | 957.65          | 25              |

| Nombre Producto                                    | Um  | Cantidad de Unidades | Total Negociado | Precio promedio | Cantidad Subya. |
|--|-----|----------------------|-----------------|-----------------|-----------------|
| carne de cerdo bondiola                            | KG  | 3,798.60             | 43,737,460.00   | 11,514.10       | 4               |
| HARINA DE TRIGO DE PRIMERA EN BOLSA DE POLIETILENO | KG  | 20,807.50            | 41,821,732.00   | 2,009.94        | 5               |
| PREMEZCLAS PARA ALIMENTOS CONCENTRADOS             | KG  | 37,727.20            | 39,259,735.00   | 1,040.62        | 34              |
| PAPA SABANERA                                      | KG  | 30,312.50            | 39,192,000.00   | 1,292.93        | 73              |
| MARGARINA DE COCINA (UN)                           | UND | 9,300.00             | 38,823,522.00   | 4,174.57        | 10              |
| ABONO INORGANICO COMPUESTO                         | KG  | 17,250.00            | 38,640,000.00   | 2,240.00        | 3               |
| SUERO DE LECHE                                     | KG  | 5,970.00             | 38,230,004.00   | 6,403.69        | 7               |
| CERDO EN CANAL POR UNIDAD SIN EMPAQUE NATURAL      | UND | 51.00                | 37,960,800.00   | 744,329.41      | 2               |
| FRIJOL   | KG  | 8,713.80             | 37,774,480.00   | 4,335.02        | 10              |
| LINAZA   | KG  | 9,009.34             | 37,062,559.00   | 4,113.79        | 6               |
| PASTA ALIMENTICIA TIPO SECO                        | KG  | 12,191.00            | 36,213,943.00   | 2,970.55        | 9               |
| NOVILLA  | UND | 1.00                 | 36,000,000.00   | 36,000,000.00   | 1               |
| MORA   | KG  | 15,257.50            | 35,130,500.00   | 2,302.51        | 5               |
| PULPA  | KG  | 8,050.00             | 34,746,859.00   | 4,316.38        | 1               |
| TRIGO IMPORTADO DURO                               | KG  | 18,110.00            | 32,926,119.00   | 1,818.12        | 2               |
| SARDINAS ENLATADAS EN ACEITE                       | UND | 6,907.00             | 32,870,748.00   | 4,759.05        | 31              |
| ALIMENTO CONCENTRADO PARA PECES                    | KG  | 10,000.00            | 32,400,000.00   | 3,240.00        | 2               |
| ABONO ORGANICO SOLIDO SIMPLE                       | KG  | 204,080.00           | 32,150,820.00   | 157.54          | 6               |
| Carne Molida de Res                                | KG  | 1,808.66             | 31,727,680.00   | 17,542.09       | 3               |
| CERDO LEVANTE (UN)                                 | UND | 82.00                | 31,343,942.00   | 382,243.20      | 1               |
| ARROZ BLANCO                                       | KG  | 21,425.00            | 31,063,000.00   | 1,449.85        | 4               |
| CARNE DE CERDO CONGELADA EN CORTES                 | KG  | 1,954.20             | 31,049,300.00   | 15,888.50       | 6               |
| PANELA CUADRADA KG                                 | UND | 9,104.00             | 30,990,066.00   | 3,404.01        | 26              |
| NUEZ   | KG  | 34,277.00            | 29,755,328.00   | 868.08          | 4               |
| FRIJOL ZARAGOZA                                    | KG  | 5,152.50             | 29,514,200.00   | 5,728.13        | 5               |
| QUESO FRESCO                                       | UND | 2,450.00             | 29,455,200.00   | 12,022.53       | 152             |
| MANI   | KG  | 4,620.00             | 29,111,633.00   | 6,301.22        | 11              |
| SAL INDUSTRIAL                                     | KG  | 80,254.70            | 28,484,891.00   | 354.93          | 13              |
| carne de cerdo cadera                              | KG  | 2,511.80             | 28,132,160.00   | 11,200.00       | 1               |
| HARINA DE HUESO                                    | KG  | 19,890.00            | 26,188,600.00   | 1,316.67        | 4               |
| MAIZ AMARILLO TRILLADO                             | KG  | 14,937.50            | 25,693,398.00   | 1,720.06        | 20              |
| PANELA REDONDA (KG)                                | KG  | 8,808.00             | 25,606,310.00   | 2,907.17        | 5               |
| MONDONGO   | KG  | 3,296.29             | 25,285,039.00   | 7,670.76        | 16              |
| HUEVO LIQUIDO                                      | KG  | 3,600.00             | 25,200,000.00   | 7,000.00        | 1               |
| MEZCLA DE FRUTAS Y VERDURAS VARIAS                 | KG  | 6,206.25             | 24,663,108.00   | 3,973.91        | 9               |
| BUFALO EN PIE (UN)                                 | UND | 5.00                 | 24,100,000.00   | 4,820,000.00    | 5               |
| Cerda reproductora en Pie                          | UND | 15.00                | 21,660,849.90   | 1,444,056.66    | 1               |
| FRIJOL ROJO NACIONAL SECO                          | KG  | 3,410.00             | 21,340,000.00   | 6,258.06        | 3               |
| ANIMALES VIVOS POR LOTE                            | UND | 3,014.00             | 21,287,000.00   | 7,062.71        | 6               |
| CARNE DE VACUNO DE SEGUNDA                         | KG  | 2,534.18             | 20,839,648.00   | 8,223.43        | 12              |
| CUCHUCO  | KG  | 11,102.80            | 20,434,055.00   | 1,840.44        | 45              |
| Frutas   | KG  | 3,644.00             | 20,158,841.00   | 5,532.06        | 34              |
| GRANZA   | KG  | 20,050.00            | 18,446,000.00   | 920.00          | 1               |
| PAPA CAPIRA  | KG  | 18,310.00            | 17,310,000.00   | 945.39          | 8               |
| COCO FRESCO  | KG  | 8,140.00             | 16,754,799.97   | 2,058.33        | 5               |
| MAIZ CASCARA BLANCO                                | KG  | 13,206.00            | 16,507,500.00   | 1,250.00        | 1               |
| VISCERAS DE POLLO                                  | KG  | 6,050.50             | 16,423,340.00   | 2,714.38        | 305             |
| POLLO EN PIE                                       | KG  | 7,622.00             | 15,727,102.00   | 2,063.38        | 13              |
| FRIJOL BOLON NACIONAL SECO                         | KG  | 3,082.75             | 14,271,574.00   | 4,629.49        | 18              |
| TOCINETA   | KG  | 1,021.50             | 14,198,850.00   | 13,900.00       | 1               |
| ACEITE CRUDO DE PALMA TIPO EXPORTACION             | KG  | 3,462.00             | 14,194,200.00   | 4,100.00        | 1               |

| Nombre Producto                     | Um  | Cantidad de Unidades | Total Negociado | Precio promedio | Cantidad Subya. |
|-------------------------------------|-----|----------------------|-----------------|-----------------|-----------------|
| MANGO                               | KG  | 1,682.00             | 14,112,700.00   | 8,390.43        | 8               |
| CEBADA PERLADA                      | KG  | 4,950.54             | 13,368,696.00   | 2,700.45        | 6               |
| CERDO EN PIE                        | KG  | 1,835.00             | 13,303,750.00   | 7,250.00        | 1               |
| FOSFATO MONODICALCICO               | KG  | 5,000.00             | 13,225,000.00   | 2,645.00        | 1               |
| SAL MARINA MOLIDA                   | KG  | 36,595.00            | 13,191,188.00   | 360.46          | 4               |
| UVA FRESCA                          | KG  | 1,300.00             | 13,120,180.00   | 10,092.45       | 16              |
| CARNE MOLIDA                        | KG  | 828.79               | 12,946,351.00   | 15,620.79       | 4               |
| VISCERAS DE CERDO (KG)              | KG  | 2,036.67             | 12,895,057.00   | 6,331.44        | 20              |
| PASABOCAS DE SEMILLAS COMESTIBLES   | KG  | 1,050.00             | 12,876,471.00   | 12,263.31       | 2               |
| CEBOLLA CABEZONA                    | KG  | 16,904.89            | 12,854,268.00   | 760.39          | 20              |
| LECHE CRUDA                         | KG  | 9,970.00             | 12,462,500.00   | 1,250.00        | 1               |
| SALVADO                             | KG  | 10,480.00            | 12,289,904.00   | 1,172.70        | 9               |
| SAL YODADA Y REFINADA (KG)          | KG  | 17,650.00            | 12,170,000.00   | 689.52          | 4               |
| LECHUGA                             | KG  | 6,732.00             | 11,882,152.60   | 1,765.03        | 8               |
| PERA                                | KG  | 1,588.50             | 11,654,000.00   | 7,336.48        | 11              |
| PAN                                 | KG  | 19,143.00            | 11,556,470.00   | 603.69          | 3               |
| AZUCAR MORENA                       | KG  | 3,525.00             | 11,261,609.00   | 3,194.78        | 21              |
| FRIJOL CABECITA NEGRA NACIONAL SECO | KG  | 2,240.00             | 11,132,700.00   | 4,969.96        | 8               |
| ACEITE REFINADO DE PALMISTE (KG)    | KG  | 1,730.00             | 10,040,920.00   | 5,804.00        | 1               |
| SEMILLA MOTOSA DE ALGODON           | KG  | 10,000.00            | 10,000,000.00   | 1,000.00        | 1               |
| VACA (KG)                           | KG  | 1,764.00             | 9,878,400.00    | 5,600.00        | 1               |
| MANZANA                             | KG  | 1,376.00             | 9,788,400.00    | 7,113.66        | 9               |
| ATUN CON VERDURAS                   | UND | 1,920.00             | 9,577,728.00    | 4,988.40        | 34              |
| PASTA ALIMENTICIA TIPO SOPA         | KG  | 3,000.00             | 9,524,762.00    | 3,174.92        | 1               |
| ATUN ENTERO FRESCO O REFRIGERADO    | UND | 1,154.09             | 9,518,596.00    | 8,247.73        | 10              |
| GARBANZO SECO                       | KG  | 2,272.20             | 9,454,760.00    | 4,161.06        | 16              |
| PLATANO                             | KG  | 9,753.00             | 9,436,648.20    | 967.56          | 5               |
| PAPAYA                              | KG  | 4,855.00             | 8,485,700.00    | 1,747.83        | 8               |
| Pernil de Cerdo                     | KG  | 567.60               | 8,158,930.00    | 14,374.44       | 3               |
| PASTA DE POLLO                      | KG  | 2,051.30             | 8,000,070.00    | 3,900.00        | 1               |
| ZANAHORIA FRESCA                    | KG  | 4,189.00             | 7,873,801.35    | 1,879.64        | 9               |
| QUINUA SECO                         | KG  | 1,562.50             | 7,866,666.00    | 5,034.67        | 3               |
| MELON                               | KG  | 2,765.00             | 7,614,050.00    | 2,753.73        | 5               |
| MAIZ PORVA SECO                     | KG  | 5,750.00             | 7,612,500.00    | 1,323.91        | 9               |
| CARNE INDUSTRIAL                    | KG  | 467.15               | 7,083,580.00    | 15,163.40       | 3               |
| ACIDO GRASO DE SOYA                 | KG  | 13,870.00            | 6,935,000.00    | 500.00          | 1               |
| TOMATE DE ARBOL                     | KG  | 3,312.00             | 6,774,320.00    | 2,045.39        | 9               |
| CASCARA                             | KG  | 95,130.00            | 6,659,100.00    | 70.00           | 4               |
| AVENA EN HOJUELAS (KG)              | KG  | 1,841.20             | 6,439,895.00    | 3,497.66        | 9               |
| SEMILLA PARA SIEMBRA (KG)           | KG  | 1,500.00             | 6,353,375.00    | 4,235.58        | 6               |
| ARVEJA FRESCA                       | KG  | 1,550.00             | 6,118,897.00    | 3,947.68        | 6               |
| ARRACACHA FRESCA                    | KG  | 2,854.00             | 5,934,072.00    | 2,079.21        | 5               |
| GRANADILLA                          | KG  | 1,500.00             | 5,800,000.00    | 3,866.67        | 1               |
| CERDO EN PIE                        | UND | 25.00                | 5,750,000.00    | 230,000.00      | 1               |
| CAL DOLOMITA                        | KG  | 23,500.00            | 5,171,750.00    | 220.07          | 2               |
| Tomate Chonto                       | KG  | 2,363.00             | 5,139,392.50    | 2,174.94        | 7               |
| PANELIN                             | KG  | 1,824.00             | 5,092,000.00    | 2,791.67        | 1               |
| TRIGO NACIONAL                      | KG  | 2,000.00             | 5,000,000.00    | 2,500.00        | 1               |
| ALPISTE                             | KG  | 1,017.05             | 4,736,856.00    | 4,657.45        | 22              |
| LECHE EN POLVO DESLACTOSADA         | KG  | 504.00               | 4,605,928.00    | 9,138.75        | 6               |
| PANELON                             | KG  | 1,264.00             | 4,600,000.00    | 3,639.24        | 6               |

| Nombre Producto                         | Um   | Cantidad de Unidades | Total Negociado | Precio promedio | Cantidad Subya. |
|---|------|----------------------|-----------------|-----------------|-----------------|
| YEMAS DE HUEVO FRESCAS                  | KG   | 942.00               | 4,521,600.00    | 4,800.00        | 2               |
| ALMENDRA                                | KG   | 218.78               | 4,270,766.00    | 19,520.82       | 5               |
| FRIJOL                                  | UND  | 1,332.00             | 4,222,400.00    | 3,169.97        | 4               |
| SUBPRODUCTOS CARNICOS                   | KG   | 19,094.80            | 4,165,840.00    | 218.17          | 8               |
| LECHE EN POLVO DESCREMADA NACIONAL (UN) | UND  | 540.00               | 4,120,200.00    | 7,630.00        | 3               |
| BARREDURA                               | KG   | 9,990.00             | 3,696,300.00    | 370.00          | 1               |
| ALIMENTO CONCENTRADO PARA PERROS        | KG   | 1,262.00             | 3,643,848.00    | 2,887.36        | 18              |
| ACEITE CRUDO DE PALMA                   | LOTE | 1.00                 | 3,575,356.35    | 3,575,356.35    | 1               |
| ABONO ORGANICO SOLIDO REFORZADO         | KG   | 44,640.00            | 3,571,200.00    | 80.00           | 1               |
| TORO (KG)                               | KG   | 560.00               | 3,528,000.00    | 6,300.00        | 1               |
| AVENA EN HOJUELAS (UN)                  | UND  | 862.00               | 3,496,956.56    | 4,056.79        | 6               |
| ARROZ CREMA                             | KG   | 1,400.00             | 3,360,000.00    | 2,400.00        | 2               |
| TOCINO                                  | KG   | 194.60               | 3,278,260.00    | 16,846.15       | 2               |
| KIWI                                    | KG   | 272.50               | 3,230,416.00    | 11,854.74       | 11              |
| REMOLACHA                               | KG   | 1,628.00             | 3,201,570.20    | 1,966.57        | 10              |
| NARANJA                                 | KG   | 2,283.00             | 3,172,922.45    | 1,389.80        | 8               |
| VERDURAS POR LOTE                       | UND  | 2.00                 | 3,150,500.00    | 1,575,250.00    | 2               |
| AZUCAR CRUDA                            | KG   | 1,000.00             | 3,149,757.00    | 3,149.76        | 6               |
| ABONO INORGANICO SIMPLE                 | KG   | 375.00               | 3,111,360.00    | 8,296.96        | 2               |
| FOSFATO BICALCICO                       | KG   | 1,312.30             | 3,047,351.00    | 2,322.15        | 9               |
| Filete de tilapia                       | KG   | 200.00               | 2,900,000.00    | 14,500.00       | 1               |
| METIONINA                               | KG   | 236.05               | 2,870,047.00    | 12,158.64       | 6               |
| PAPA                                    | UND  | 2,820.00             | 2,760,000.00    | 978.72          | 1               |
| FRIJOL DUBA NACIONAL SECO               | KG   | 471.15               | 2,711,714.00    | 5,755.52        | 8               |
| PASTA ALIMENTICIA                       | KG   | 603.10               | 2,679,550.00    | 4,442.96        | 13              |
| FRUTAS EN ALMIBAR                       | KG   | 438.00               | 2,656,038.00    | 6,064.01        | 9               |
| VACAS PARIDAS CON CRIA                  | UND  | 356.00               | 2,385,200.00    | 6,700.00        | 1               |
| HARINA DE ALMENDRAS                     | KG   | 58.36                | 2,327,512.00    | 39,881.97       | 2               |
| SAL MINERALIZADA                        | KG   | 2,322.50             | 2,296,585.00    | 988.84          | 8               |
| CEBOLLA LARGA FRESCA                    | KG   | 848.00               | 2,294,920.00    | 2,706.27        | 5               |
| MAIZ                                    | KG   | 620.00               | 2,095,000.00    | 3,379.03        | 5               |
| TOMATE INDUSTRIAL FRESCO                | KG   | 1,030.00             | 2,069,800.00    | 2,009.51        | 6               |
| CIRUELA FRESCA                          | KG   | 162.00               | 1,965,000.00    | 12,129.63       | 9               |
| Durazno en almibar                      | UND  | 312.00               | 1,872,000.00    | 6,000.00        | 1               |
| ACEITE REFINADO DE AJONJOLI             | KG   | 48.00                | 1,824,000.00    | 38,000.00       | 1               |
| PIMENTON FRESCO                         | KG   | 558.00               | 1,810,800.00    | 3,245.16        | 11              |
| MANDARINA                               | KG   | 967.00               | 1,803,600.00    | 1,865.15        | 6               |
| CARBONATO DE CALCIO                     | KG   | 8,567.45             | 1,724,435.00    | 201.28          | 15              |
| ALIMENTO CONCENTRADO PARA GATOS         | KG   | 290.00               | 1,699,716.00    | 5,861.09        | 8               |
| MAIZ PETO                               | KG   | 750.00               | 1,575,000.00    | 2,100.00        | 1               |
| PIEL DE POLLO                           | KG   | 1,397.00             | 1,561,200.00    | 1,117.54        | 9               |
| PANELA PULVERIZADA                      | KG   | 349.00               | 1,540,000.00    | 4,412.61        | 3               |
| AVENA LIQUIDA                           | LT   | 455.00               | 1,530,142.00    | 3,362.95        | 1               |
| MIXTURA DE CEREALES Y FRUTAS SECAS      | KG   | 214.40               | 1,482,636.00    | 6,915.28        | 14              |
| GLUTEN DE CEREALES                      | KG   | 358.80               | 1,468,834.00    | 4,093.74        | 2               |
| ACEITE REFINADO DE OLIVA                | LT   | 65.00                | 1,436,500.00    | 22,100.00       | 1               |
| AHUYAMA                                 | KG   | 1,334.00             | 1,416,394.40    | 1,061.76        | 7               |
| Conserva de Alimentos                   | KG   | 89.68                | 1,402,112.00    | 15,634.61       | 6               |
| PASTA ALIMENTICIA                       | LT   | 70.20                | 1,389,600.00    | 19,794.87       | 3               |
| CUAJO                                   | UND  | 935.87               | 1,375,546.00    | 1,469.80        | 7               |
| MANZANA                                 | UND  | 1,518.00             | 1,366,200.00    | 900.00          | 1               |



| Nombre Producto                                   | Um  | Cantidad de Unidades | Total Negociado | Precio promedio | Cantidad Subya. |
|---|-----|----------------------|-----------------|-----------------|-----------------|
| Aceituna  | KG  | 132.62               | 1,350,413.00    | 10,182.57       | 6               |
| LENGUADO ENTERO FRESCO O REFRIGERADO              | KG  | 108.45               | 1,301,400.00    | 12,000.00       | 1               |
| LECHE DE COCO                                     | LT  | 60.75                | 1,246,200.00    | 20,513.58       | 3               |
| ALIMENTO CONCENTRADO PARA CONEJOS Y CURIES        | KG  | 760.00               | 1,207,640.00    | 1,589.00        | 3               |
| PASTA ALIMENTICIA TIPO SOPA                       | UND | 310.00               | 1,147,618.00    | 3,701.99        | 3               |
| Cereza  | UND | 44.00                | 1,140,768.00    | 25,926.55       | 3               |
| MONDONGO  | UND | 116.00               | 1,126,275.00    | 9,709.27        | 2               |
| Avena Instantanea                                 | KG  | 300.00               | 1,057,143.00    | 3,523.81        | 1               |
| OSOBUCO   | KG  | 143.30               | 1,031,760.00    | 7,200.00        | 2               |
| MIEL DE PURGA                                     | KG  | 900.00               | 999,999.00      | 1,111.11        | 1               |
| AVENA MOLIDA                                      | UND | 465.00               | 990,171.99      | 2,129.40        | 2               |
| FRIJOL RADICAL NACIONAL SECO                      | KG  | 162.50               | 963,400.00      | 5,928.62        | 6               |
| ALMIDON DE TUBERCULOS Y RAICES                    | KG  | 250.00               | 936,250.00      | 3,745.00        | 1               |
| CERDA DE CRIA                                     | UND | 2.00                 | 918,550.00      | 459,275.00      | 1               |
| REPOLLO FRESCO                                    | KG  | 508.00               | 892,036.40      | 1,755.98        | 6               |
| GUAYABA   | KG  | 768.00               | 891,264.00      | 1,160.50        | 4               |
| ARANDANOS   | KG  | 25.00                | 880,000.00      | 35,200.00       | 1               |
| PASABOCAS FRITOS                                  | KG  | 1,790.00             | 877,100.00      | 490.00          | 1               |
| ACEITE VEGETAL                                    | LT  | 126.00               | 793,725.00      | 6,299.40        | 4               |
| JUGO CONCENTRADO                                  | KG  | 48.00                | 768,000.00      | 16,000.00       | 1               |
| MARACUYA  | KG  | 287.00               | 753,400.00      | 2,625.09        | 4               |
| CHAMPIÑON FRESCO                                  | KG  | 30.00                | 707,700.00      | 23,590.00       | 2               |
| PEPINO FRESCO                                     | KG  | 548.00               | 695,529.20      | 1,269.21        | 5               |
| DURAZNO   | KG  | 45.00                | 675,000.00      | 15,000.00       | 1               |
| LULO  | KG  | 280.00               | 636,000.00      | 2,271.43        | 2               |
| YOGURT  | LT  | 256.00               | 632,148.00      | 2,469.33        | 10              |
| YUCA CONSUMO HUMANO                               | KG  | 384.00               | 607,680.00      | 1,582.50        | 4               |
| PULPA   | UND | 72.00                | 576,000.00      | 8,000.00        | 1               |
| HABICHUELA FRESCA                                 | KG  | 336.00               | 569,978.93      | 1,696.37        | 4               |
| CURUBA  | KG  | 270.00               | 555,000.00      | 2,055.56        | 4               |
| Avellanas   | KG  | 10.00                | 500,000.00      | 50,000.00       | 1               |
| BOCADILLO   | KG  | 38.00                | 455,392.00      | 11,984.00       | 1               |
| LISINA  | KG  | 60.10                | 452,171.00      | 7,523.64        | 4               |
| COCO FRESCO                                       | UND | 150.00               | 450,000.00      | 3,000.00        | 3               |
| Conserva de Alimentos                             | UND | 100.00               | 440,000.00      | 4,400.00        | 1               |
| AGUACATE  | KG  | 118.00               | 419,950.00      | 3,558.90        | 5               |
| HARINA DE PESCADO                                 | KG  | 84.60                | 404,713.00      | 4,783.84        | 1               |
| HARINA DE MAIZ                                    | UND | 265.00               | 391,668.00      | 1,477.99        | 2               |
| GALLINA REPRODUCTORA (UN)                         | UND | 70.00                | 385,000.00      | 5,500.00        | 1               |
| ATUN ENLATADO RALLADO EN ACEITE (KG)              | KG  | 250.00               | 373,250.00      | 1,493.00        | 1               |
| PEZUÑAS   | KG  | 3,645.00             | 364,500.00      | 100.00          | 8               |
| SAL YODADA Y REFINADA (UN)                        | UND | 557.50               | 362,557.50      | 650.33          | 4               |
| CEBADA NACIONAL CONSUMO DIRECTO                   | KG  | 100.00               | 327,000.00      | 3,270.00        | 4               |
| MEZCLA DE FRUTAS VARIAS                           | UND | 66.00                | 297,000.00      | 4,500.00        | 1               |
| MAIZ TOSTADO                                      | KG  | 16.34                | 294,118.00      | 17,999.88       | 2               |
| JENGIBRE ELABORADO                                | UND | 74.00                | 293,000.00      | 3,959.46        | 5               |
| BICARBONATO DE SODIO                              | KG  | 143.50               | 290,364.00      | 2,023.44        | 6               |
| HARINA DE TRIGO                                   | UND | 250.00               | 271,429.00      | 1,085.72        | 1               |
| HUESO DE POLLO                                    | KG  | 224.00               | 256,200.00      | 1,143.75        | 5               |
| CARNE DE CERDO FRESCA O REFRIGERADA EN CANAL (UN) | UND | 13.80                | 248,400.00      | 18,000.00       | 2               |
| LECHE CONDENSADA                                  | UND | 19.00                | 227,704.00      | 11,984.42       | 1               |

| Nombre Producto                        | Um  | Cantidad de Unidades | Total Negociado           | Precio promedio | Cantidad Subya. |
|--|-----|----------------------|---------------------------|-----------------|-----------------|
| AREQUIPE                               | KG  | 19.00                | 227,696.00                | 11,984.00       | 1               |
| POLEN GRANULADO                        | KG  | 4.76                 | 224,999.00                | 47,268.70       | 4               |
| CIRUELAS PASAS                         | KG  | 10.00                | 210,084.00                | 21,008.40       | 1               |
| MAIZ DULCE                             | KG  | 40.00                | 208,000.00                | 5,200.00        | 1               |
| ALIMENTO CONCENTRADO PARA CABALLOS     | KG  | 160.00               | 207,999.00                | 1,299.99        | 3               |
| MIEL DE ABEJAS                         | LT  | 6.12                 | 198,530.00                | 32,439.54       | 3               |
| CHOCOLATINA POR LOTE                   | UND | 69.00                | 196,650.00                | 2,850.00        | 1               |
| AVENA EN HARINA SABORIZADA             | KG  | 32.10                | 196,344.00                | 6,116.64        | 9               |
| Hortalizas                             | UND | 12.00                | 195,600.00                | 16,300.00       | 1               |
| AZUFRE                                 | KG  | 60.00                | 180,000.00                | 3,000.00        | 1               |
| LECHUGA                                | UND | 55.00                | 166,100.00                | 3,020.00        | 4               |
| MAIZ TIERNO                            | KG  | 20.40                | 164,160.00                | 8,047.06        |                 |
| Alcaparra                              | KG  | 14.22                | 160,290.00                | 11,272.15       | 2               |
| GRASA DE CERDO                         | KG  | 36.40                | 156,520.00                | 4,300.00        | 1               |
| ESPINACA FRESCA                        | KG  | 21.00                | 140,500.00                | 6,690.48        | 2               |
| Pincho de Pollo                        | UND | 12.00                | 137,815.00                | 11,484.58       | 1               |
| AJONJOLI                               | KG  | 10.00                | 135,000.00                | 13,500.00       | 1               |
| CHORIZO                                | UND | 14.00                | 128,037.00                | 9,145.50        | 2               |
| GRASA DE POLLO                         | KG  | 106.20               | 120,537.00                | 1,135.00        | 1               |
| BERENJENA                              | KG  | 70.00                | 119,000.00                | 1,700.00        | 1               |
| VISCERAS DE CERDO (UN)                 | UND | 43.00                | 109,000.00                | 2,534.88        | 4               |
| MANTEQUILLA                            | KG  | 20.00                | 107,874.00                | 5,393.70        | 4               |
| Bofe                                   | KG  | 39.80                | 104,276.00                | 2,620.00        | 1               |
| Chorizo de Ternera                     | KG  | 10.00                | 91,202.00                 | 9,120.20        | 1               |
| TOMATE                                 | KG  | 8.00                 | 84,520.00                 | 10,565.00       | 2               |
| PIÑA                                   | UND | 12.00                | 83,472.00                 | 6,956.00        | 2               |
| SEMILLAS DE PLANTAS                    | KG  | 11.35                | 71,360.00                 | 6,287.22        | 1               |
| JAMON                                  | KG  | 12.00                | 70,124.00                 | 5,843.67        | 2               |
| MEZCLA DE CONDIMENTOS                  | KG  | 2.60                 | 63,748.00                 | 24,518.46       | 3               |
| HARINA DE AVENA                        | KG  | 9.60                 | 50,914.00                 | 5,303.54        | 1               |
| AGRAZ                                  | KG  | 3.00                 | 49,590.00                 | 16,530.00       | 1               |
| MORCILLA                               | KG  | 8.00                 | 43,839.00                 | 5,479.88        | 1               |
| MAYONESA                               | UND | 7.00                 | 40,046.00                 | 5,720.86        | 2               |
| CREMA DE LECHE                         | mL  | 9.00                 | 30,933.00                 | 3,437.00        | 2               |
| CALABACIN                              | KG  | 6.00                 | 28,080.00                 | 4,680.00        | 2               |
| Cebolla puerro                         | KG  | 5.00                 | 23,400.00                 | 4,680.00        | 2               |
| HAMBURGUESA DE RES X 100 GR            | KG  | 3.00                 | 22,470.00                 | 7,490.00        | 1               |
| HIERBAS AROMATICAS                     | KG  | 4.80                 | 21,883.00                 | 4,558.96        | 1               |
| HUESO DE CERDO                         | KG  | 255.50               | 18,396.00                 | 72.00           | 1               |
| SALSA DE TOMATE                        | UND | 4.00                 | 16,820.00                 | 4,205.00        | 1               |
| APIO                                   | KG  | 5.00                 | 15,925.00                 | 3,185.00        | 1               |
| UCHUVA                                 | KG  | 2.00                 | 15,500.00                 | 7,750.00        | 1               |
| Color para alimentos                   | UND | 2.00                 | 15,400.00                 | 7,700.00        | 1               |
| SALCHICHA DE CERDO                     | KG  | 5.00                 | 15,151.00                 | 3,030.20        | 1               |
| CREMA DE LECHE                         | LT  | 1.00                 | 13,320.00                 | 13,320.00       | 1               |
| KUMIS                                  | LT  | 3.00                 | 12,154.00                 | 4,051.33        | 1               |
| SEBO COMESTIBLE                        | KG  | 10.20                | 11,373.00                 | 1,115.00        | 1               |
| CILANTRO                               | KG  | 1.00                 | 9,490.00                  | 9,490.00        | 1               |
| JENGIBRE ELABORADO                     | KG  | 1.00                 | 6,240.00                  | 6,240.00        | 1               |
| MEZCLA DE CONDIMENTOS                  | LT  | 1.00                 | 4,941.00                  | 4,941.00        | 1               |
| <b>Total Registro de Factura (RF).</b> |     |                      | <b>215,016,024,109.76</b> |                 | <b>15,909</b>   |

El precio promedio para los Registros de Facturas está afectado por el registro en la diferentes ciudades y es susceptible a modificación; según los términos y condiciones pactadas en el Reglamento de la BMC EXCHANGE.

### Posturas de Referencia Financieros

| Tipo        | Negocio | Descripcion                                     | valor negocio  | dias plazo | valor tasa venta % | Punta  |
|-------------|---------|---|----------------|------------|--------------------|--------|
| FINANCIEROS | CDMCR   | REPO SOBRE CDM SIN INTERPOSICION DE CONTRAPARTE | 200,621,190.00 | 177        | 8                  | Oferta |
|             |         | REPO SOBRE CDM SIN INTERPOSICION DE CONTRAPARTE | 38,426,408.00  | 177        | 8                  | Oferta |

### Posturas de Referencia Físicos

| Tipo  | Negocio | Producto | Unidad | Cantidad | Sitio Entrega | Precio Venta | Precio Compra | Punta |
|-------|---------|----------|--------|----------|---------------|--------------|---------------|-------|
| Tipo2 | Negocio | Producto | Unidad | Cantidad | Sitio Entrega | Precio Venta | Precio Compra | Punta |

### Suspensiones Rueda por Rompimientos de Precios Físicos

| Consec. Interno | Producto                         | Sitio Entrega | Unidad Medida | Precio Piso Inicial | Precio Techo Inicial | Precio Ruptura c | Precio Ruptura v | precio piso actual | precio techo actual |
|-----------------|----------------------------------|---------------|---------------|---------------------|----------------------|------------------|------------------|--------------------|---------------------|
| 41690950        | MATERIALES Y-O INSUMOS POR LOTES | BOGOTA D.C.   | LOTE          | 257,971,049         | 349,019,655          | 0                | 257,971,000      | 232,173,944        | 314,117,690         |

### Subasta

### Operaciones Anuladas OMA's

| Nombre Producto | Total negocio | Cantidad | Número Ope. | Descripcion | Descripcion subyacente | Cantidad |
|-----------------|---------------|----------|-------------|-------------|------------------------|----------|
|-----------------|---------------|----------|-------------|-------------|------------------------|----------|

### Operaciones Anuladas.

| Número Operacion | Fecha Operación | Número Oficio Anulación | Fecha Anulación | Causa Anulación |
|------------------|-----------------|-------------------------|-----------------|-----------------|
|------------------|-----------------|-------------------------|-----------------|-----------------|

## (ID's) COMPRAS PENDIENTES DE CIERRE 02 DE SEPTIEMBRE DE 2021

### Señores

Representantes legales, operadores de las sociedades comisionistas miembros de la BMC Bolsa Mercantil de Colombia S.A. y público en general a continuación se relaciona el listado de ID's pendientes de cierre al día de hoy.

### ID's PENDIENTES DE CERRAR RUEDAS ANTERIORES

| ID       | CODIGO SUBYACENTE CARACTERISTICA | DESCRIPCION SUBYACENTE   | RAZON SOCIAL COMISIONISTA COMPRADOR | FECHA INICIAL DE COMPRA |
|----------|----------------------------------|--|-------------------------------------|-------------------------|
| 41714743 | 6958                             | ARVEJA VERDE SECA - TIPO I GRADO 2 - LOTE - EN SACO - NATURAL                              | CORREAGRO S.A.                      | 2021-08-30              |
| 41714806 | 6960                             | AZUCAR BLANCO - REEMPACADA PACA X 25 Kg - LOTE - BOLSA X 1000 g - PROCESADO                | CORREAGRO S.A.                      | 2021-08-30              |
| 41714807 | 6719                             | FRIJOL BOLA ROJA NACIONAL SECO - GRADO 1 - LOTE - EN BOLSA DE POLIETILENO 500 GR - NATURAL | CORREAGRO S.A.                      | 2021-08-30              |
| 41714808 | 7418                             | LENTEJA SECA - TIPO I GRADO 2 - LOTE - PACA X 25 Kg x 1000 g - NATURAL                     | CORREAGRO S.A.                      | 2021-08-30              |
| 41627484 | 9297                             | LECHE EN POLVO ENTERA NACIONAL (KG) - SC - LOTE - BULTO * 25 KG - PROCESADO                | MIGUEL QUIJANO Y CIA S.A.           | 2021-08-26              |
| 41627678 | 5827                             | MOSTAZA - 3855-SC - UNIDAD - 4000 ML - PROCESADO   | MIGUEL QUIJANO Y CIA S.A.           | 2021-08-26              |

| ID       | CODIGO SUBYACENTE CARACTERISTICA | DESCRIPCION SUBYACENTE  | RAZON SOCIAL COMISIONISTA COMPRADOR      | FECHA INICIAL DE COMPRA |
|----------|----------------------------------|---|--|-------------------------|
| 41628230 | 3332                             | SALSA NEGRA - 2200-POR 3800 g MIN - UNIDAD - EMPACADO(A) - PROCESADO                                  | MIGUEL QUIJANO Y CIA S.A.                | 2021-08-26              |
| 41628232 | 8738                             | SALSA DE TOMATE - SALSA DE TOMATE DOY PACK POR 190 G MINIMO - LOTE - CAJA POR 24 UNIDADES - PROCESADO | MIGUEL QUIJANO Y CIA S.A.                | 2021-08-26              |
| 41628237 | 7390                             | VINAGRE BLANCO - SC - UNIDAD - CAJA POR 4 GALONES - PROCESADO   | MIGUEL QUIJANO Y CIA S.A.                | 2021-08-26              |
| 41663637 | 5181                             | Carne de res por lote - 3646-Carne de res por lote - LOTE - EMPACADO(A) - NATURAL                     | COMISIONISTAS AGROPECUARIOS COMIAGRO S.A | 2021-08-25              |
| 41663644 | 5182                             | Carne de cerdo por lote - 3647-carne de cerdo por lote - LOTE - EMPACADO(A) - NATURAL                 | COMISIONISTAS AGROPECUARIOS COMIAGRO S.A | 2021-08-25              |
| 41663731 | 5183                             | Carne de pollo por lote - 3648-Carne de pollo por lote - LOTE - EMPACADO(A) - NATURAL                 | COMISIONISTAS AGROPECUARIOS COMIAGRO S.A | 2021-08-25              |
| 41663738 | 5182                             | Carne de cerdo por lote - 3647-carne de cerdo por lote - LOTE - EMPACADO(A) - NATURAL                 | COMISIONISTAS AGROPECUARIOS COMIAGRO S.A | 2021-08-25              |
| 41663743 | 5182                             | Carne de cerdo por lote - 3647-carne de cerdo por lote - LOTE - EMPACADO(A) - NATURAL                 | COMISIONISTAS AGROPECUARIOS COMIAGRO S.A | 2021-08-25              |