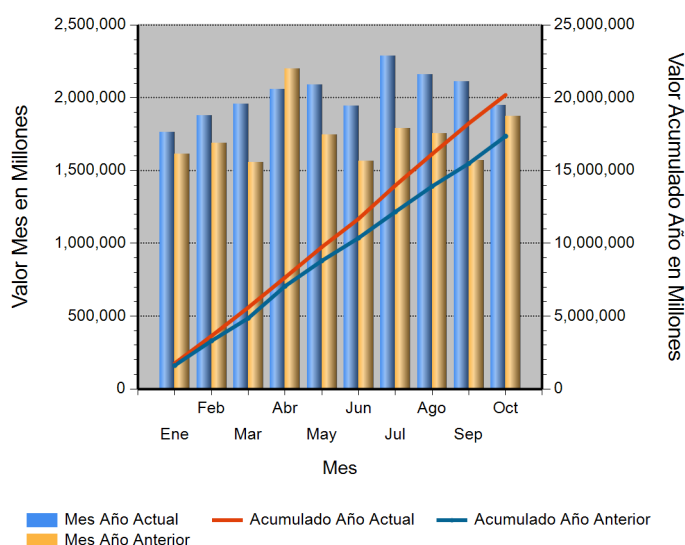


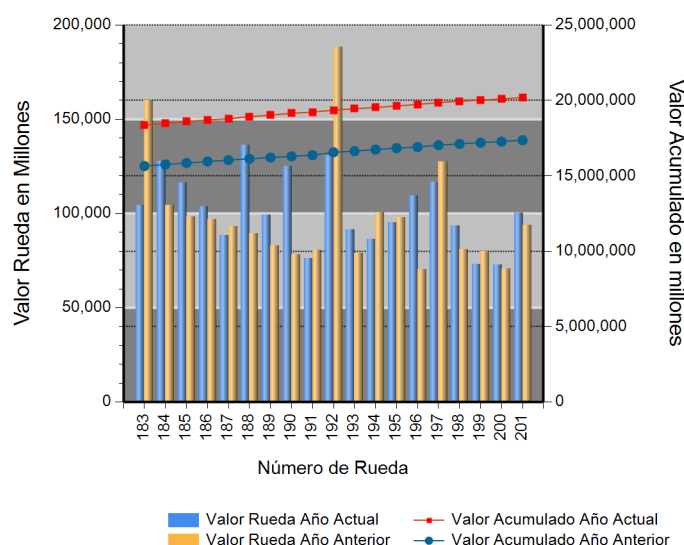
| Id | Descripción | Valor Año Anterior en Millones | Valor Año Actual en Millones | Variación % |
|----|-----------------------|--------------------------------|------------------------------|-------------|
| 1 | No. RUEDA | 201 | 201 | |
| 2 | TOTAL RUEDA | 93,775.16 | 100,460.17 | 7.13 |
| 3 | RF 1/ | 89,508.58 | 99,608.68 | 11.28 |
| 4 | ABIERTAS 2/ | 4,266.58 | 851.50 | (80.04) |
| 5 | -Financieras | 0.00 | 532.81 | ND |
| 6 | -Físicos-Disponibles | 0.00 | 0.00 | 0.00 |
| 7 | -Forwards | 4,266.58 | 318.69 | (92.53) |
| 8 | -Subastas 3/ | 0.00 | 0.00 | 0.00 |
| 9 | ACUMULADO AÑO | 17,124,500.48 | 20,090,801.47 | 17.32 |
| 10 | RF 1/ | 15,981,116.41 | 19,308,169.46 | 20.82 |
| 11 | ABIERTAS 2/ | 1,143,384.07 | 782,632.01 | (31.55) |
| 12 | -Financieras | 43,949.89 | 53,378.10 | 21.45 |
| 13 | -Físicos-Disponibles | 30,201.71 | 49,376.39 | 63.49 |
| 14 | -Forwards | 1,069,232.47 | 679,877.52 | (36.41) |
| 15 | -Subastas 3/ | 0.00 | 0.00 | 0.00 |
| 16 | PROMEDIO RUEDA DIARIA | 85,196.52 | 99,954.24 | 17.32 |

1/. Registro de Factura. 2/. Incluye Físicos, Forwards, Financieros y Subastas 3/. Inherente a Convenios con el MADR. */ **Reglamento BMC EXCHANGE "Sección 3. Corrección de Operaciones. Artículo 3.2.3.3.1. Corrección de Operaciones"**. Tratándose de Registro de Facturas se podrán admitir correcciones sobre errores aritméticos, de mecanografía, digitación u omisiones simples y fácilmente comprobables en la determinación de la calidad, cantidad, parte interesada, unidad de medida y demás información que haya sido reportada a la Bolsa. (ND = No Definido)

Evolución Mensual Año Corriente (2018)




Evolución Diaria Mes Corriente (Octubre)



Operaciones Financieras

| Nombre Producto | Descripción - Subyacente | Plazo | Valor Presente | Valor Futuro | Tasa Min % | Tasa Max % | Tasa Cierre % | Cantidad Opera. |
|--------------------------------------|---|----------------|----------------|----------------|------------|------------|---------------|-----------------|
| REPO SOBRE CDM SIN INTER. DE CONTRA. | ARROZ CASCARA NACIONAL SECO | (151-180) días | 532,809,000.00 | 555,006,564.00 | 8.80 | 9.00 | 9.00 | 3 |
| | Total REPO SOBRE CDM SIN INTER. DE CONTRA. | | 532,809,000.00 | 555,006,564.00 | | | | 3 |

Operaciones Financieras Valor Presente

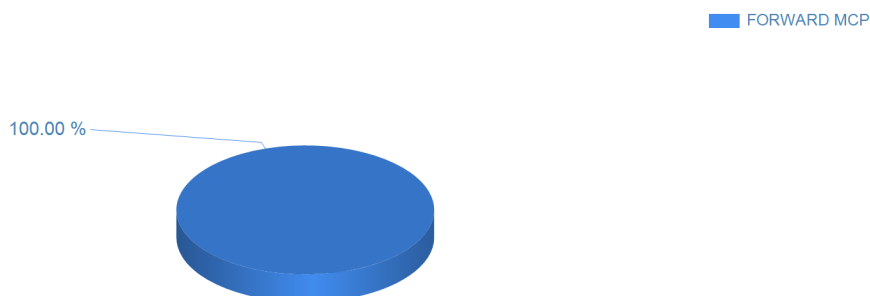


Esta información corresponde a las Operaciones Financieras registradas en la Rueda 201 del 10/26/2018.

Operaciones Físicas

| Descripción | Descripción Subyacente | Ubicación | Um | Precio Promedio | Total Negociado | Cantidad Unidades | Precio Min. | Precio Max. | Cantidad Ope. |
|-------------------|------------------------|-------------|-----|-----------------|-----------------|-------------------|----------------|----------------|---------------|
| FORWARD MCP | SERVICIO DE VIGILANCIA | BOGOTA D.C. | UND | 318,686,950.00 | 318,686,950.00 | 1 | 318,686,950.00 | 318,686,950.00 | 1 |
| Total FORWARD MCP | | | | | 318,686,950.00 | | | | 1 |

Operaciones Físicas Total Negociado



Registro de Factura

| Nombre Producto | Um | Cantidad de Unidades | Total Negociado | Precio promedio | Cantidad Subya. |
|---|-----|----------------------|-------------------|-----------------|-----------------|
| ARROZ CASCARA NACIONAL HUMEDO | KG | 12,584,540.64 | 11,568,459,804.77 | 919.26 | 285 |
| GANADO | KG | 2,341,770.74 | 10,427,352,698.48 | 4,452.76 | 420 |
| ARROZ BLANCO NACIONAL EN SACO | KG | 3,361,985.30 | 7,689,701,662.36 | 2,287.25 | 1053 |
| ACEITE CRUDO DE PALMA | KG | 4,179,331.24 | 7,609,657,848.88 | 1,820.78 | 120 |
| ALIMENTO CONCENTRADO PARA AVES | KG | 4,543,520.00 | 5,560,545,171.13 | 1,223.84 | 1105 |
| CARNE DE CERDO FRESCA O REFRIGERADA EN CANAL (KG) | KG | 823,968.68 | 5,060,607,388.99 | 6,141.75 | 1753 |
| AZUCAR BLANCO | KG | 2,732,105.00 | 4,242,459,558.05 | 1,552.82 | 213 |
| CAFE PASILLA | KG | 565,245.50 | 2,638,228,491.00 | 4,667.40 | 19 |
| PAPA R-12 NEGRA | KG | 2,239,357.03 | 1,963,376,850.01 | 876.76 | 179 |
| ALIMENTO CONCENTRADO PARA CERDOS | KG | 1,574,710.00 | 1,955,095,044.99 | 1,241.56 | 1086 |
| NOVILLO (UN) | UND | 881.00 | 1,901,284,380.00 | 2,158,098.05 | 29 |
| NOVILLO (KG) | KG | 396,670.50 | 1,744,602,599.67 | 4,398.12 | 37 |

| Nombre Producto | Um | Cantidad de Unidades | Total Negociado | Precio promedio | Cantidad Subya. |
|---|-----|----------------------|------------------|-----------------|-----------------|
| CAFE EXCELSO | KG | 199,369.00 | 1,627,496,137.00 | 8,163.24 | 6 |
| CARNE DE CERDO CONGELADA EN CORTES | KG | 181,605.93 | 1,593,022,455.66 | 8,771.86 | 1274 |
| QUESO (KG) | KG | 144,155.81 | 1,534,532,625.00 | 10,644.96 | 1015 |
| HUEVO FRESCO DE GALLINA ROJO (UN) | UND | 4,442,762.00 | 1,381,268,564.00 | 310.90 | 238 |
| CARNE DE CERDO FRESCA O REFRIGERADA EN CORTES (KG) | KG | 184,412.03 | 1,359,235,249.85 | 7,370.64 | 1123 |
| ARROZ BLANCO NACIONAL EN BOLSA DE POLIETILENO | KG | 478,574.50 | 1,102,723,850.00 | 2,304.18 | 278 |
| MAIZ AMARILLO IMPORTADO | KG | 1,659,813.12 | 1,095,408,196.18 | 659.96 | 61 |
| ALIMENTO CONCENTRADO PARA PECES | KG | 588,050.00 | 1,064,640,124.00 | 1,810.46 | 443 |
| CARNE DE VACUNO FRESCA O REFRIGERADA EN CANAL | KG | 109,398.33 | 1,041,213,627.14 | 9,517.64 | 166 |
| LECHE CRUDA | LT | 1,042,206.00 | 1,035,155,678.40 | 993.24 | 194 |
| Manteca para el consumo humano | KG | 155,490.00 | 662,590,340.05 | 4,261.31 | 14 |
| CAFE CONSUMO | KG | 104,251.50 | 645,054,538.00 | 6,187.48 | 4 |
| ALIMENTO CONCENTRADO PARA VACUNOS | KG | 660,330.00 | 613,262,423.01 | 928.72 | 494 |
| CARNE DE POLLO O GALLINA FRESCA O REFRIGERADA EN CANAL (KG) | KG | 165,180.80 | 608,667,418.00 | 3,684.86 | 148 |
| OLEINA DE PALMA | KG | 202,310.92 | 566,651,586.02 | 2,800.89 | 44 |
| ARROZ BLANCO TIPO 1 GRADO 1 | UND | 241,231.75 | 558,816,842.00 | 2,316.51 | 765 |
| FRUTO DE PALMA AFRICANA | KG | 1,843,484.85 | 547,244,767.10 | 296.85 | 10 |
| HUEVO LIQUIDO | KG | 103,391.50 | 523,809,852.00 | 5,066.28 | 165 |
| ACEITE REFINADO DE SOYA (KG) | KG | 183,876.00 | 521,781,477.51 | 2,837.68 | 27 |
| SAL MINERALIZADA | KG | 403,205.00 | 508,702,843.00 | 1,261.65 | 241 |
| ARROZ CRISTAL INDUSTRIAL | KG | 532,397.39 | 466,681,245.00 | 876.57 | 22 |
| ACEITE CRUDO DE PALMISTE | KG | 157,870.00 | 436,394,510.00 | 2,764.26 | 5 |
| CARNE DE VACUNO FRESCA O REFRIGERADA EN CORTES | KG | 26,831.32 | 403,501,054.59 | 15,038.43 | 409 |
| TORTA DE SOYA IMPORTADA | KG | 305,315.00 | 385,571,400.00 | 1,262.86 | 14 |
| CAFE PERGAMINO | KG | 56,350.00 | 375,074,400.00 | 6,656.16 | 6 |
| PLATANO | KG | 381,902.59 | 372,545,272.01 | 975.50 | 313 |
| TOMATE DE ARBOL | KG | 392,396.59 | 363,019,093.00 | 925.13 | 95 |
| ARROZ CRISTAL CONSUMO HUMANO | KG | 321,457.50 | 343,804,000.00 | 1,069.52 | 26 |
| ABONO INORGANICO COMPUESTO | KG | 244,508.00 | 333,049,300.00 | 1,362.12 | 37 |
| VACA (KG) | KG | 90,611.00 | 323,099,098.00 | 3,565.78 | 27 |
| FERTILIZANTES | KG | 234,600.00 | 320,951,238.00 | 1,368.08 | 38 |
| PULPA | KG | 61,856.00 | 298,016,034.00 | 4,817.90 | 597 |
| GANADO | UND | 95.00 | 267,460,000.00 | 2,815,368.42 | 20 |
| LECHE EN POLVO ENTERA NACIONAL (KG) | KG | 8,678.56 | 247,845,241.00 | 28,558.34 | 35 |
| CARNE DE POLLO O GALLINA FRESCA O REFRIGERADA EN CORTES | KG | 45,946.96 | 239,101,648.00 | 5,203.86 | 504 |
| CARNE DE VACUNO CONGELADA EN CORTES | KG | 20,485.20 | 238,222,323.34 | 11,629.00 | 122 |
| PANELA CUADRADA KG | UND | 207,771.37 | 237,844,531.01 | 1,144.74 | 121 |
| AHUYAMA | KG | 165,678.84 | 227,992,503.00 | 1,376.11 | 102 |
| CARNE MOLIDA | KG | 52,587.27 | 226,443,673.00 | 4,306.05 | 121 |
| QUESO (UN) | UND | 35,424.70 | 223,796,371.00 | 6,317.52 | 2024 |
| ATUN ENLATADO LOMO FINO EN AGUA (UN) | UND | 94,660.00 | 217,707,299.97 | 2,299.89 | 6 |
| HARINA DE ARROZ | KG | 295,588.14 | 210,128,070.00 | 710.88 | 23 |
| POLLO DE UN DIA (UN) | UND | 206,040.00 | 209,731,999.95 | 1,017.92 | 9 |
| FOSFATO MONODICALCICO | KG | 114,500.00 | 199,765,500.00 | 1,744.68 | 6 |
| PREMEZCLAS PARA ALIMENTOS CONCENTRADOS | KG | 232,537.00 | 197,438,728.00 | 849.06 | 95 |
| PESCADO FRESCO O REFRIGERADO | KG | 27,164.71 | 197,091,495.00 | 7,255.42 | 15 |
| SEBO DE RES | KG | 131,191.10 | 195,743,592.60 | 1,492.05 | 36 |
| NARANJA | KG | 135,526.24 | 193,877,283.01 | 1,430.55 | 287 |
| CEBOLLA CABEZONA | KG | 153,051.54 | 186,373,098.00 | 1,217.71 | 428 |
| LIMON | KG | 116,820.57 | 184,892,361.00 | 1,582.70 | 269 |
| POLLO BENEFICIADO | KG | 40,399.50 | 181,639,380.00 | 4,496.08 | 93 |

| Nombre Producto | Um | Cantidad de Unidades | Total Negociado | Precio promedio | Cantidad Subya. |
|---|-----|----------------------|-----------------|-----------------|-----------------|
| HARINA DE SANGRE | KG | 68,190.00 | 173,409,870.00 | 2,543.04 | 2 |
| POLLITAS | UND | 64,056.00 | 170,127,400.01 | 2,655.92 | 7 |
| MIEL VIRGEN | KG | 271,640.00 | 165,700,400.00 | 610.00 | 8 |
| CERDO CEBA (KG) | KG | 26,356.60 | 164,418,108.63 | 6,238.21 | 4 |
| CARNE DE CERDO CONGELADA EN CANAL (KG) | KG | 23,999.40 | 161,223,237.64 | 6,717.80 | 6 |
| YUCA CONSUMO HUMANO | KG | 146,144.53 | 156,154,893.00 | 1,068.50 | 120 |
| PARTES DE SEMOVIENTES | KG | 17,764.50 | 153,221,911.58 | 8,625.17 | 34 |
| ATUN ENLATADO LOMO EN ACEITE (KG) | KG | 67,200.00 | 152,087,935.98 | 2,263.21 | 1 |
| TOCINO | KG | 54,269.85 | 150,346,263.33 | 2,770.35 | 264 |
| HUEVO FERTIL DE GALLINA | KG | 591,200.00 | 149,278,000.00 | 252.50 | 11 |
| PANELA REDONDA (KG) | KG | 60,320.00 | 147,261,750.00 | 2,441.34 | 31 |
| GALLINA PONEDORA (UN) | UND | 25,462.00 | 145,771,000.00 | 5,725.04 | 20 |
| PIÑA | KG | 129,261.14 | 141,306,158.00 | 1,093.18 | 254 |
| PAPAYA | KG | 120,616.86 | 139,900,650.00 | 1,159.88 | 258 |
| AZUCAR REFINADA (KG) | KG | 83,035.00 | 134,128,175.00 | 1,615.32 | 5 |
| AVENA EN HOJUELAS (KG) | KG | 53,187.50 | 133,736,791.99 | 2,514.44 | 42 |
| HUEVOS POR LOTE | UND | 285,452.00 | 132,301,182.04 | 463.48 | 6 |
| ZANAHORIA FRESCA | KG | 99,861.93 | 131,289,443.01 | 1,314.71 | 270 |
| TORTA DE PALMISTE | KG | 294,452.00 | 129,035,130.00 | 438.22 | 12 |
| ARVEJA FRESCA | KG | 75,507.88 | 124,452,618.00 | 1,648.21 | 181 |
| Tomate Chonto | KG | 105,446.68 | 123,660,393.99 | 1,172.73 | 256 |
| MIEL DE PURGA | KG | 401,370.00 | 118,644,300.00 | 295.60 | 12 |
| PEZUÑAS | KG | 35,806.90 | 116,822,783.95 | 3,262.58 | 353 |
| BOCADILLO | KG | 36,266.00 | 114,031,339.39 | 3,144.30 | 32 |
| SUBPRODUCTOS CARNICOS | KG | 136,746.00 | 113,714,222.01 | 831.57 | 9 |
| HARINA DE MAIZ | KG | 175,004.00 | 112,562,605.00 | 643.20 | 34 |
| CARNE DE VACUNO FRESCA O REFRIGERADA DESPOSTADA | KG | 8,603.75 | 111,824,179.00 | 12,997.14 | 29 |
| MAZORCA FRESCA | KG | 79,874.62 | 110,981,651.00 | 1,389.45 | 121 |
| MOGOLLA | KG | 163,069.15 | 106,939,466.00 | 655.79 | 18 |
| PIMENTON FRESCO | KG | 86,328.36 | 102,941,483.00 | 1,192.44 | 326 |
| BANANO FRESCO | KG | 83,729.38 | 101,658,163.99 | 1,214.13 | 231 |
| PERA | KG | 90,207.37 | 99,898,096.00 | 1,107.43 | 146 |
| CORTES | UND | 2,124.00 | 97,036,080.00 | 45,685.54 | 14 |
| PANELA REDONDA (UN) | UND | 99,053.50 | 96,484,282.01 | 974.06 | 66 |
| MELAZA | KG | 204,240.00 | 95,305,715.00 | 466.64 | 12 |
| ALMENDRA | KG | 107,916.52 | 93,372,700.00 | 865.23 | 13 |
| NUEZ | KG | 5,910.00 | 93,280,640.00 | 15,783.53 | 10 |
| MEZCLA DE FRUTAS VARIAS | KG | 44,772.00 | 92,219,900.02 | 2,059.77 | 207 |
| ABONO INORGANICO SIMPLE | KG | 49,000.00 | 91,882,408.00 | 1,875.15 | 9 |
| CARNE DE PAVO CONGELADA EN CORTES | KG | 4,603.86 | 91,353,465.58 | 19,842.80 | 44 |
| MAIZ BLANCO IMPORTADO | KG | 110,340.00 | 90,331,800.00 | 818.67 | 3 |
| AGUACATE | KG | 49,922.27 | 89,464,025.00 | 1,792.07 | 194 |
| CARNE BOVINA | KG | 13,109.19 | 87,511,029.00 | 6,675.55 | 74 |
| GALLINA REPRODUCTORA (UN) | UND | 5,610.00 | 85,980,000.00 | 15,326.20 | 2 |
| Coco Deshidratado | KG | 3,205.00 | 84,252,500.00 | 26,287.83 | 5 |
| CERDA DE CRIA | UND | 92.00 | 84,163,584.00 | 914,821.57 | 10 |
| MANGO | KG | 66,454.75 | 82,186,113.00 | 1,236.72 | 229 |
| HUEVO ENTERO EN POLVO | KG | 3,740.99 | 82,011,995.00 | 21,922.54 | 11 |
| HARINA DE CARNE Y HUESO | KG | 84,310.00 | 81,842,200.00 | 970.73 | 6 |
| CARNE DE PAVO FRESCA O REFRIGERADA | KG | 6,094.09 | 80,055,124.00 | 13,136.51 | 202 |
| ESTEARINA DE PALMA | KG | 34,140.00 | 79,580,340.00 | 2,331.00 | 1 |

| Nombre Producto | Um | Cantidad de Unidades | Total Negociado | Precio promedio | Cantidad Subya. |
|--|-----|----------------------|-----------------|-----------------|-----------------|
| MAIZ AMARILLO NACIONAL SECO | KG | 88,307.98 | 79,481,043.60 | 900.04 | 9 |
| VACA (UN) | UND | 44.00 | 79,162,384.00 | 1,799,145.09 | 3 |
| PEPINO FRESCO | KG | 80,720.49 | 78,271,949.00 | 969.67 | 207 |
| MEZCLA DE VERDURAS VARIAS | KG | 56,545.00 | 74,483,499.02 | 1,317.24 | 175 |
| FRIJOL CALIMA NACIONAL SECO | KG | 14,819.50 | 73,959,450.00 | 4,990.68 | 8 |
| CARNE DE POLLO O GALLINA CONGELADA EN CORTES | KG | 10,510.56 | 73,463,256.00 | 6,989.47 | 9 |
| FRIJOL SOYA IMPORTADO | KG | 52,163.15 | 71,568,969.00 | 1,372.02 | 11 |
| BUFALO EN PIE (KG) | KG | 19,318.00 | 68,941,200.00 | 3,568.75 | 3 |
| ALIMENTO CONCENTRADO PARA CABALLOS | KG | 78,000.00 | 68,141,823.00 | 873.61 | 161 |
| MORA | KG | 62,433.88 | 67,935,292.00 | 1,088.12 | 139 |
| HABICHUELA FRESCA | KG | 52,018.20 | 67,581,467.00 | 1,299.19 | 161 |
| JUGO CONCENTRADO | UND | 12,007.00 | 59,974,348.00 | 4,994.95 | 107 |
| PATILLA | KG | 44,305.59 | 59,699,698.00 | 1,347.45 | 139 |
| FRIJOL VERDE | KG | 54,400.30 | 57,021,317.00 | 1,048.18 | 67 |
| GUANABANA | KG | 38,561.21 | 56,971,035.00 | 1,477.42 | 22 |
| LENTEJA SECA | KG | 20,381.50 | 56,832,440.00 | 2,788.43 | 45 |
| ALMIDON DE CEREALES | KG | 1,395.00 | 55,800,000.00 | 40,000.00 | 2 |
| DDGS GRANOS DE DESTILERIA Y SOLUBLES DE MAIZ | KG | 59,590.00 | 55,237,839.44 | 926.96 | 3 |
| HARINA DE MAIZ | UND | 29,700.00 | 52,806,600.00 | 1,778.00 | 6 |
| PULPA DE FRUTAS POR LOTE | UND | 24.00 | 52,399,150.00 | 2,183,297.92 | 24 |
| GERMEN | KG | 77,260.00 | 52,355,000.00 | 677.65 | 3 |
| CREMA DE LECHE | KG | 5,275.25 | 51,181,950.00 | 9,702.28 | 24 |
| MARACUYA | KG | 50,665.66 | 50,301,309.00 | 992.81 | 124 |
| AZUCAR CRUDA | KG | 33,712.50 | 48,514,278.99 | 1,439.06 | 13 |
| MELON | KG | 30,053.61 | 47,285,931.00 | 1,573.39 | 196 |
| FRIJOL BOLON NACIONAL SECO | KG | 7,553.00 | 47,130,720.00 | 6,240.00 | 1 |
| LECHE LIQUIDA (UN) | UND | 41,458.00 | 46,677,437.86 | 1,125.90 | 4 |
| PAPA SABANERA | KG | 51,443.80 | 43,967,334.02 | 854.67 | 181 |
| HARINA DE MAIZ PRECOCIDA | KG | 21,264.00 | 42,880,695.00 | 2,016.59 | 11 |
| MAIZ BLANCO NACIONAL SECO | KG | 36,200.00 | 42,261,900.00 | 1,167.46 | 9 |
| TERNERO | KG | 8,189.00 | 41,763,900.00 | 5,100.00 | 2 |
| NOVILLA | KG | 10,902.00 | 40,791,100.00 | 3,741.62 | 2 |
| ACEITE REFINADO DE MAIZ (LT) | LT | 12,000.00 | 40,500,000.00 | 3,375.00 | 1 |
| ACEITE REFINADO DE PALMISTE (KG) | KG | 9,105.00 | 40,062,000.00 | 4,400.00 | 1 |
| CARNE DE VACUNO DE SEGUNDA | KG | 4,368.85 | 39,216,000.00 | 8,976.28 | 8 |
| ACEITE REFINADO DE PALMA (LT) | LT | 12,622.60 | 38,808,106.00 | 3,074.49 | 49 |
| HARINA DE CARNE | KG | 34,850.00 | 38,788,050.00 | 1,113.00 | 1 |
| ACIDO GRASO DE PALMA | KG | 29,020.00 | 38,780,005.99 | 1,336.32 | 1 |
| SEMILLA MOTOSA DE ALGODON | KG | 62,400.00 | 37,440,000.00 | 600.00 | 2 |
| HARINA DE HUESO | KG | 34,620.00 | 37,389,600.00 | 1,080.00 | 1 |
| RECORTAL DE GALLETAS | KG | 55,960.00 | 36,894,400.00 | 659.30 | 3 |
| PAPA PASTUSA | KG | 34,229.20 | 35,556,214.00 | 1,038.77 | 142 |
| LECHE EN POLVO ENTERA NACIONAL (UN) | UND | 6,180.00 | 35,260,159.00 | 5,705.53 | 10 |
| PANELIN | KG | 13,400.00 | 34,900,000.00 | 2,604.48 | 5 |
| VEGETALES ENCURTIDOS | UND | 5,709.00 | 34,413,599.00 | 6,027.96 | 59 |
| CACAO EN GRANO | KG | 5,729.50 | 34,377,000.00 | 6,000.00 | 1 |
| GUAYABA | KG | 24,618.80 | 34,328,567.00 | 1,394.40 | 92 |
| ACEITE REFINADO DE SOYA (LT) | LT | 10,804.79 | 33,294,690.00 | 3,081.47 | 2 |
| MANZANA | KG | 17,389.00 | 32,635,117.00 | 1,876.77 | 340 |
| Frutas | KG | 22,563.01 | 30,831,897.00 | 1,366.48 | 125 |
| TORO (UN) | UND | 10.00 | 30,650,000.00 | 3,065,000.00 | 4 |

| Nombre Producto | Um | Cantidad de Unidades | Total Negociado | Precio promedio | Cantidad Subya. |
|---|-----|----------------------|-----------------|-----------------|-----------------|
| SAL MARINA CONSUMO HUMANO | KG | 31,060.50 | 29,479,158.99 | 949.09 | 17 |
| MAIZ AMARILLO NACIONAL HUMEDO | KG | 31,400.00 | 29,339,200.00 | 934.37 | 4 |
| GRASA DE POLLO | KG | 9,500.00 | 28,975,000.00 | 3,050.00 | 1 |
| PAPA CRIOLLA | KG | 17,435.97 | 28,476,558.00 | 1,633.21 | 209 |
| HUEVO FRESCO DE GALLINA BLANCO (KG) | KG | 3,780.00 | 27,729,650.00 | 7,335.89 | 8 |
| AJO FRESCO | KG | 28,244.79 | 26,459,461.00 | 936.79 | 96 |
| ACEITE REFINADO DE GIRASOL (LT) | LT | 9,830.00 | 26,004,206.00 | 2,645.39 | 3 |
| ALIMENTO CONCENTRADO PARA PERROS | KG | 11,896.40 | 25,620,233.33 | 2,153.61 | 100 |
| MAIZ AMARILLO TRILLADO | KG | 17,043.00 | 25,460,400.00 | 1,493.89 | 5 |
| HARINA DE TRIGO DE PRIMERA EN SACO | KG | 16,402.00 | 25,431,365.00 | 1,550.50 | 23 |
| Filete de bassa | KG | 3,000.00 | 24,900,000.00 | 8,300.00 | 1 |
| Cubios | KG | 23,755.99 | 24,811,520.00 | 1,044.43 | 19 |
| DURAZNO | KG | 15,769.22 | 24,211,705.00 | 1,535.38 | 163 |
| LULO | KG | 11,565.78 | 24,117,474.00 | 2,085.24 | 93 |
| CALABACIN | KG | 24,744.45 | 23,958,009.00 | 968.22 | 274 |
| VISCERAS DE VACUNO (UN) | UND | 188.00 | 22,995,000.00 | 122,313.83 | 20 |
| PANELA EN PASTILLA (UN) | UND | 13,139.00 | 22,664,500.00 | 1,724.98 | 44 |
| TORETE (UN) | UND | 3.00 | 22,500,000.00 | 7,500,000.00 | 1 |
| CHAMPIÑON FRESCO | KG | 9,924.10 | 22,380,358.00 | 2,255.15 | 193 |
| VISCERAS DE VACUNO (KG) | KG | 4,878.76 | 21,543,825.71 | 4,415.84 | 37 |
| FRESA | KG | 8,358.65 | 21,452,018.00 | 2,566.45 | 232 |
| CANELA ELABORADA | KG | 439.00 | 21,396,641.00 | 48,739.50 | 1 |
| UREA NACIONAL | KG | 18,000.00 | 20,920,000.00 | 1,162.22 | 3 |
| AVENA MOLIDA | UND | 6,826.10 | 20,671,208.00 | 3,028.26 | 53 |
| PASTA ALIMENTICIA TIPO SOPA | KG | 7,120.25 | 20,512,540.00 | 2,880.87 | 18 |
| LECHUGA | KG | 8,786.96 | 20,182,390.00 | 2,296.86 | 444 |
| MAIZ PIRA SECO | KG | 6,213.00 | 20,074,970.00 | 3,231.12 | 29 |
| Hortalizas | KG | 13,826.67 | 18,563,931.00 | 1,342.62 | 164 |
| GRANADILLA | KG | 7,877.17 | 18,491,771.00 | 2,347.51 | 132 |
| HABA-FRESCA | KG | 15,902.56 | 17,637,123.00 | 1,109.07 | 40 |
| HORTALIZAS TIPO EXPORTACION | KG | 13,238.82 | 17,456,121.00 | 1,318.56 | 45 |
| MANDARINA | KG | 13,371.03 | 17,324,054.00 | 1,295.64 | 179 |
| CEBOLLA LARGA FRESCA | KG | 15,343.15 | 17,178,957.00 | 1,119.65 | 301 |
| FRIJOL CARGAMANTO ROJO NACIONAL SECO | KG | 2,648.50 | 17,125,966.00 | 6,466.29 | 38 |
| Gulupa | KG | 12,106.83 | 16,216,031.00 | 1,339.41 | 29 |
| MARGARINA DE COCINA (KG) | KG | 4,199.88 | 16,019,587.00 | 3,814.30 | 16 |
| ACEITE CRUDO DE SOYA | KG | 4,024.00 | 15,589,305.00 | 3,874.08 | 4 |
| ARRACACHA FRESCA | KG | 11,523.42 | 14,602,450.00 | 1,267.20 | 83 |
| POLLO MUERTO | KG | 2,252.65 | 13,990,275.00 | 6,210.59 | 16 |
| LECHE EN POLVO ENTERA CONSUMO ANIMAL (KG) | KG | 5,930.00 | 13,639,000.00 | 2,300.00 | 1 |
| LECHE EN POLVO DESCREMADA NACIONAL (KG) | KG | 95.00 | 13,395,000.00 | 141,000.00 | 4 |
| MAIZ AMARILLO EXTRUIDO | KG | 13,000.00 | 13,220,000.00 | 1,016.92 | 2 |
| CIRUELA PASA | UND | 1,827.50 | 13,205,000.00 | 7,225.72 | 5 |
| PITAHAYA | KG | 4,817.42 | 13,134,194.00 | 2,726.40 | 136 |
| PIEL FRESCA DE RES (KG) | KG | 26,035.00 | 13,112,800.00 | 503.66 | 8 |
| TOMATE INDUSTRIAL FRESCO | KG | 9,385.00 | 12,934,150.00 | 1,378.17 | 39 |
| UVA FRESCA | KG | 7,666.00 | 12,913,479.00 | 1,684.51 | 173 |
| FRIJOL BOLA ROJA NACIONAL SECO | KG | 1,944.50 | 12,834,300.00 | 6,600.31 | 14 |
| VISCERAS DE POLLO O GALLINA | KG | 9,364.40 | 12,614,144.00 | 1,347.03 | 165 |
| SUERO DE LECHE | KG | 2,927.00 | 12,208,677.00 | 4,171.05 | 74 |
| PAPA | KG | 11,515.00 | 11,935,000.00 | 1,036.47 | 1 |

| Nombre Producto | Um | Cantidad de Unidades | Total Negociado | Precio promedio | Cantidad Subya. |
|--|-----|----------------------|-----------------|-----------------|-----------------|
| ALIMENTO CONCENTRADO PARA GATOS | KG | 3,050.00 | 11,700,801.00 | 3,836.33 | 36 |
| CEBADA PERLADA | KG | 9,300.00 | 11,383,000.00 | 1,223.98 | 8 |
| ARANDANOS | KG | 2,106.67 | 11,216,790.00 | 5,324.41 | 27 |
| PANELON | KG | 3,690.00 | 11,216,004.00 | 3,039.57 | 4 |
| SEMILLAS | KG | 30,280.00 | 10,749,400.00 | 355.00 | 2 |
| ATUN ENLATADO LOMO EN ACEITE (UN) | UND | 3,834.00 | 10,641,675.00 | 2,775.61 | 6 |
| TOCINETA | KG | 979.80 | 10,553,732.00 | 10,771.31 | 20 |
| MEZCLA DE FRUTAS Y VERDURAS VARIAS | KG | 8,506.00 | 10,430,900.00 | 1,226.30 | 28 |
| HUESO DE RES | KG | 6,300.85 | 10,225,193.30 | 1,622.83 | 27 |
| FEIJOA | KG | 5,296.67 | 9,847,968.00 | 1,859.27 | 36 |
| KIWI | KG | 3,757.49 | 9,358,278.00 | 2,490.56 | 137 |
| CHORIZO | KG | 524.74 | 9,250,085.40 | 17,627.94 | 16 |
| GRITS | KG | 8,000.00 | 9,200,000.00 | 1,150.00 | 1 |
| HUESO DE CERDO | KG | 53,082.30 | 9,075,298.00 | 170.97 | 40 |
| JUGO CONCENTRADO | LT | 3,200.00 | 9,024,000.00 | 2,820.00 | 1 |
| SEMILLA PARA SIEMBRA (KG) | KG | 1,640.00 | 8,435,000.00 | 5,143.29 | 3 |
| HARINA DE MAIZ ZOOTECNICA | KG | 11,698.86 | 8,398,931.00 | 717.93 | 7 |
| BROCOLI FRESCO | KG | 4,713.61 | 8,370,078.00 | 1,775.73 | 72 |
| CIRUELA FRESCA | KG | 5,057.69 | 8,276,562.00 | 1,636.43 | 186 |
| ABONO ORGANICO SOLIDO SIMPLE | KG | 101,750.00 | 7,985,000.00 | 78.48 | 7 |
| CORTES | KG | 916.29 | 7,880,094.00 | 8,600.00 | 1 |
| Carne Pepperoni | KG | 391.00 | 7,203,178.00 | 18,422.45 | 7 |
| ACEITE REFINADO DE OLIVA KG | KG | 360.00 | 7,200,000.00 | 20,000.00 | 3 |
| Filete de tilapia | KG | 1,371.00 | 7,134,800.00 | 5,204.08 | 4 |
| AVENA EN HOJUELAS (UN) | UND | 2,925.00 | 7,131,428.00 | 2,438.10 | 3 |
| FRIJOL CALIMA NACIONAL SECO | UND | 1,705.00 | 7,092,800.00 | 4,160.00 | 1 |
| CIDRA-GUATILA-CHAYOTE | KG | 7,597.40 | 7,052,433.00 | 928.27 | 19 |
| CASCARILLA | KG | 99,211.00 | 6,944,770.00 | 70.00 | 1 |
| ACEITE REFINADO DE PALMA (KG) | KG | 2,310.00 | 6,938,658.00 | 3,003.75 | 2 |
| MOJARRA ENTERA FRESCA O REFRIGERADA | KG | 1,000.00 | 6,800,000.00 | 6,800.00 | 1 |
| PIÑA DESHIDRATADA | KG | 4,279.37 | 6,590,000.00 | 1,539.95 | 9 |
| HARINA DE PAN MOLIDO | KG | 9,980.00 | 6,586,800.00 | 660.00 | 1 |
| CHOCOLATE EN PASTA CON AZUCAR | KG | 1,184.00 | 6,540,192.00 | 5,523.81 | 7 |
| SARDINAS ENLATADAS EN ACEITE | UND | 2,150.00 | 6,535,042.00 | 3,039.55 | 4 |
| SALVADO | KG | 10,800.00 | 6,524,000.00 | 604.07 | 2 |
| HARINA DE PLATANO | KG | 947.50 | 6,260,347.00 | 6,607.23 | 43 |
| TRITURADO | KG | 9,420.00 | 5,855,980.95 | 621.65 | 8 |
| FRIJOL LIMA NACIONAL SECO | KG | 1,100.00 | 5,819,500.00 | 5,290.45 | 7 |
| Panza o Callo de Res | KG | 1,004.75 | 5,720,902.66 | 5,693.86 | 10 |
| LECHE EN POLVO | UND | 1,740.00 | 5,579,165.00 | 3,206.42 | 2 |
| TOMATE | KG | 727.05 | 5,569,420.00 | 7,660.30 | 130 |
| UREA IMPORTADA | KG | 4,000.00 | 5,439,204.00 | 1,359.80 | 2 |
| MANI EN GRANO | KG | 837.50 | 5,405,963.00 | 6,454.88 | 4 |
| ARVEJA AMARILLA SECA | KG | 3,186.50 | 5,373,600.00 | 1,686.36 | 14 |
| HUEVO FRESCO DE GALLINA BLANCO (UN) | UND | 21,930.00 | 5,252,100.00 | 239.49 | 10 |
| LECHE EN POLVO DESCREMADA IMPORTADA (UN) | UND | 810.00 | 5,212,752.00 | 6,435.50 | 3 |
| FRIJOL CARGABELLO NACIONAL SECO | KG | 725.00 | 4,861,850.00 | 6,706.00 | 1 |
| ESPINACA FRESCA | KG | 1,783.28 | 4,833,236.00 | 2,710.30 | 153 |
| FRIJOL RADICAL NACIONAL SECO | KG | 1,926.50 | 4,832,240.00 | 2,508.30 | 5 |
| GARBANZO SECO | KG | 1,133.00 | 4,829,740.00 | 4,262.79 | 19 |
| CARNE DE CERDO FRESCA O REFRIGERADA DESPOSTADA | KG | 346.00 | 4,681,500.00 | 13,530.35 | 11 |

| Nombre Producto | Um | Cantidad de Unidades | Total Negociado | Precio promedio | Cantidad Subya. |
|-----------------------------------|-----|----------------------|-----------------|-----------------|-----------------|
| CONFITES DE AZUCAR | KG | 3,250.00 | 4,642,857.00 | 1,428.57 | 4 |
| AROMATICAS TIPO EXPORTACION | KG | 4,045.28 | 4,636,513.00 | 1,146.15 | 12 |
| MANTEQUILLA | KG | 328.75 | 4,585,924.00 | 13,949.58 | 1 |
| ESPARRAGO FRESCO | KG | 177.75 | 4,571,580.00 | 25,719.16 | 66 |
| TUBERCULOS TIPO EXPORTACION | KG | 2,588.48 | 4,444,090.00 | 1,716.87 | 51 |
| CERDA DE CRIA | KG | 400.00 | 4,400,000.00 | 11,000.00 | 1 |
| GALLETA SALADA | UND | 6,450.00 | 4,314,558.00 | 668.92 | 4 |
| PANELON | UND | 1,400.00 | 4,270,000.00 | 3,050.00 | 1 |
| DESECHOS ANIMALES PREMEZCALDOS | KG | 275.00 | 4,125,000.00 | 15,000.00 | 1 |
| MANDARINA | UND | 13,676.00 | 4,102,800.00 | 300.00 | 1 |
| Higado | KG | 578.10 | 4,014,726.84 | 6,944.69 | 5 |
| carne de res cogote | KG | 379.90 | 3,983,150.00 | 10,484.73 | 13 |
| PANELA CUADRADA KG | KG | 1,448.00 | 3,962,800.00 | 2,736.74 | 4 |
| ACEITE CRUDO DE PESCADO | KG | 1,192.00 | 3,932,800.00 | 3,299.33 | 2 |
| FRIJOL ZARAGOZA | KG | 1,000.00 | 3,850,000.00 | 3,850.00 | 1 |
| CILANTRO | KG | 2,111.67 | 3,828,416.00 | 1,812.98 | 187 |
| PAPA CAPIRA | KG | 1,578.00 | 3,787,200.00 | 2,400.00 | 1 |
| ARVEJA VERDE SECA | KG | 1,986.50 | 3,768,110.00 | 1,896.86 | 18 |
| CARNE INDUSTRIAL | KG | 370.00 | 3,700,000.00 | 10,000.00 | 1 |
| JAMON | KG | 82.43 | 3,684,241.36 | 44,695.39 | 8 |
| PASABOCAS DE SEMILLAS COMESTIBLES | KG | 2,000.10 | 3,636,000.00 | 1,817.91 | 3 |
| ALPISTE | KG | 1,812.50 | 3,542,857.00 | 1,954.68 | 5 |
| ALIMENTO CONCENTRADO PARA CABRAS | KG | 3,960.00 | 3,485,238.00 | 880.11 | 11 |
| NARANJA | UND | 13,676.00 | 3,419,000.00 | 250.00 | 1 |
| OLEINA DE PALMA COMESTIBLE | LT | 900.00 | 3,275,000.00 | 3,638.89 | 1 |
| CHOCOLATE EN PASTA AMARGO | UND | 794.00 | 3,176,000.00 | 4,000.00 | 10 |
| HIGOS | KG | 516.45 | 3,147,340.00 | 6,094.18 | 98 |
| VACUNA | UND | 212,772.00 | 3,144,199.99 | 14.78 | 10 |
| PIMIENTA ELABORADA | KG | 250.00 | 3,046,218.00 | 12,184.87 | 1 |
| FRIJOL BLANQUILLO NACIONAL SECO | KG | 734.00 | 2,899,150.00 | 3,949.80 | 10 |
| HOJUELAS DE MAIZ | KG | 240.00 | 2,880,000.00 | 12,000.00 | 1 |
| PLATANO | UND | 6,312.00 | 2,840,400.00 | 450.00 | 2 |
| FRIJOL ROJO NACIONAL SECO | KG | 627.00 | 2,838,960.00 | 4,527.85 | 12 |
| Durazno en almibar | UND | 852.00 | 2,764,320.00 | 3,244.51 | 4 |
| ACEITE REPROCESADO | KG | 975.00 | 2,747,895.00 | 2,818.35 | 4 |
| HIERBAS AROMATICAS | KG | 376.74 | 2,652,893.00 | 7,041.68 | 142 |
| COCOA EN POLVO | KG | 210.40 | 2,652,101.00 | 12,605.04 | 1 |
| AREQUIPE | KG | 500.00 | 2,600,000.00 | 5,200.00 | 5 |
| COCO FRESCO | KG | 1,103.21 | 2,559,660.00 | 2,320.19 | 15 |
| BOCADILLO | UND | 1,902.00 | 2,485,971.06 | 1,307.03 | 1 |
| REPOLLO FRESCO | KG | 1,507.68 | 2,478,325.00 | 1,643.80 | 27 |
| COMINO ELABORADO | KG | 200.00 | 2,436,974.00 | 12,184.87 | 1 |
| Bofe | KG | 550.60 | 2,435,144.91 | 4,422.71 | 4 |
| REMOLIDO DE ARROZ | KG | 9,730.00 | 2,432,500.00 | 250.00 | 1 |
| FRIJOL NIMA NACIONAL SECO | KG | 485.00 | 2,431,500.00 | 5,013.40 | 5 |
| TOMATE MILANO | KG | 659.50 | 2,311,680.00 | 3,505.20 | 63 |
| CURUBA | KG | 1,174.50 | 2,298,140.00 | 1,956.70 | 12 |
| CAMARON | KG | 840.00 | 2,275,560.00 | 2,709.00 | 1 |
| AFRECHO | KG | 4,000.00 | 2,200,000.00 | 550.00 | 1 |
| YOGURT POSTRE | KG | 554.00 | 2,108,200.00 | 3,805.42 | 20 |
| BANANO FRESCO | UND | 13,676.00 | 2,051,400.00 | 150.00 | 1 |

| Nombre Producto | Um | Cantidad de Unidades | Total Negociado | Precio promedio | Cantidad Subya. |
|---|-----|----------------------|-----------------|-----------------|-----------------|
| ARROZ CASCARA NACIONAL SECO | KG | 10,000.00 | 1,950,000.00 | 195.00 | 1 |
| SALCHICHA DE CERDO | KG | 230.54 | 1,909,626.48 | 8,283.28 | 9 |
| PEREJIL | KG | 900.17 | 1,801,937.00 | 2,001.78 | 111 |
| VISCERAS DE CERDO (KG) | KG | 4,624.40 | 1,800,779.00 | 389.41 | 41 |
| HUEVOS FRESCOS DE GALLINA | UND | 13,980.00 | 1,778,340.00 | 127.21 | 95 |
| SALSA DE TOMATE | UND | 756.00 | 1,778,151.00 | 2,352.05 | 3 |
| GRANZA | KG | 2,060.00 | 1,648,000.00 | 800.00 | 1 |
| Pernil de Cerdo | KG | 219.80 | 1,638,320.00 | 7,453.69 | 3 |
| CHUCULA | KG | 558.50 | 1,620,156.00 | 2,900.91 | 14 |
| LECHE DE COCO | LT | 122.64 | 1,617,000.00 | 13,184.93 | 2 |
| VISCERAS DE PAVO | KG | 2,283.40 | 1,551,785.00 | 679.59 | 50 |
| AGRAZ | KG | 70.82 | 1,530,530.00 | 21,611.55 | 31 |
| SALCHICHON | UND | 138.00 | 1,524,384.00 | 11,046.26 | 4 |
| OSOBUCO | KG | 146.05 | 1,497,012.50 | 10,250.00 | 2 |
| CAFE TOSTADO Y MOLIDO | UND | 144.00 | 1,407,048.00 | 9,771.17 | 3 |
| PIÑA | UND | 308.00 | 1,378,800.00 | 4,476.62 | 3 |
| REMOLACHA | KG | 1,259.72 | 1,308,317.00 | 1,038.58 | 89 |
| AROMATICAS ELABORADAS | KG | 284.09 | 1,194,026.00 | 4,202.98 | 204 |
| CARNE | UND | 275.40 | 1,191,420.00 | 4,326.14 | 6 |
| HARINA DE PESCADO | KG | 300.00 | 1,155,000.00 | 3,850.00 | 1 |
| SARDINAS ENLATADAS EN SALSA DE TOMATE | UND | 440.00 | 1,150,832.00 | 2,615.53 | 3 |
| Arroz Expandido | KG | 96.00 | 1,128,000.00 | 11,750.00 | 1 |
| CARNE | KG | 160.00 | 1,109,380.00 | 6,933.63 | 3 |
| YOGURT | LT | 322.00 | 1,072,176.00 | 3,329.74 | 45 |
| ALCACHOFA | KG | 202.36 | 1,036,690.00 | 5,123.01 | 22 |
| CARNE DE CERDO FRESCA O REFRIGERADA EN CANAL (UN) | UND | 77.60 | 1,035,524.00 | 13,344.38 | 6 |
| BERENJENA | KG | 353.95 | 1,019,718.00 | 2,880.97 | 75 |
| AVENA EN GRANO | KG | 500.00 | 1,000,000.00 | 2,000.00 | 2 |
| cuero de cerdo | | 187.00 | 991,100.00 | 5,300.00 | 1 |
| APIO | KG | 1,315.87 | 987,806.00 | 750.69 | 120 |
| QUINUA SECO | KG | 162.50 | 982,857.00 | 6,048.35 | 2 |
| VISCERAS DE CERDO (UN) | UND | 479.00 | 958,000.00 | 2,000.00 | 13 |
| UCHUVA | KG | 291.54 | 940,054.00 | 3,224.44 | 65 |
| SALCHICHA ENLATADA TIPO FRANKFURT | KG | 54.30 | 934,970.20 | 17,218.60 | 2 |
| UVA PASA | KG | 123.00 | 822,000.00 | 6,682.93 | 5 |
| MORCILLA | KG | 115.57 | 808,990.00 | 7,000.00 | 4 |
| FRIJOL CABECITA NEGRA NACIONAL SECO | KG | 187.50 | 805,000.00 | 4,293.33 | 3 |
| HARINA DE FRIJOL | KG | 520.00 | 780,000.00 | 1,500.00 | 1 |
| COLIFLOR | KG | 544.05 | 763,430.00 | 1,403.23 | 29 |
| FECULA DE CEREALES | KG | 75.78 | 742,941.00 | 9,803.92 | 4 |
| Butifarra | KG | 52.00 | 725,420.00 | 13,950.38 | 6 |
| Toronja | KG | 204.00 | 686,860.00 | 3,366.96 | 19 |
| FRIJOL CARGAMANTO BLANCO NACIONAL SECO | KG | 97.50 | 681,000.00 | 6,984.62 | 2 |
| MANZANA | UND | 200.00 | 670,000.00 | 3,350.00 | 2 |
| PASTA ALIMENTICIA TIPO SOPA | UND | 1,500.00 | 642,857.00 | 428.57 | 1 |
| Chuleta de Res | KG | 21.40 | 642,000.00 | 30,000.00 | 2 |
| Pepino Cohombro | KG | 318.00 | 636,000.00 | 2,000.00 | 1 |
| ALIMENTO CONCENTRADO PARA YEGUAS | KG | 560.00 | 622,344.00 | 1,111.33 | 5 |
| CONDIMENTOS MEZCLADOS | UND | 1,544.00 | 569,783.00 | 369.03 | 2 |
| GALLETA DE DULCE | UND | 240.00 | 559,000.00 | 2,329.17 | 1 |
| Frutas | UND | 3,682.00 | 552,300.00 | 150.00 | 1 |

| Nombre Producto | Um | Cantidad de Unidades | Total Negociado | Precio promedio | Cantidad Subya. |
|--|-----|----------------------|-----------------|-----------------|-----------------|
| BABILLA DE CRIADERO | UND | 2,280.00 | 542,640.00 | 238.00 | 3 |
| HUESO DE POLLO | KG | 847.50 | 538,740.00 | 635.68 | 5 |
| ACELGA | KG | 555.15 | 533,270.00 | 960.59 | 33 |
| CHORIZO | UND | 80.00 | 503,080.00 | 6,288.50 | 2 |
| Expandido de Arroz y Maiz | KG | 48.00 | 500,400.00 | 10,425.00 | 1 |
| PASTA ALIMENTICIA TIPO SECO | KG | 131.50 | 490,933.00 | 3,733.33 | 1 |
| MEZCLA DE EMBUTIDOS VARIOS | UND | 14.22 | 488,015.10 | 34,318.92 | 3 |
| LECHE CONDENSADA | UND | 169.00 | 486,755.00 | 2,880.21 | 12 |
| CUCHUCO | KG | 224.50 | 457,641.00 | 2,038.49 | 11 |
| AJI SIN ELABORAR | KG | 70.96 | 449,361.00 | 6,333.03 | 37 |
| Jamon de pavo | KG | 19.20 | 420,864.00 | 21,920.00 | 2 |
| TRIGO IMPORTADO DURO | KG | 161.00 | 413,772.00 | 2,570.01 | 10 |
| HARINA DE ALMENDRAS | KG | 10.00 | 400,000.00 | 40,000.00 | 1 |
| CAFE INSTANTANEO GRANULADO | UND | 48.00 | 398,286.00 | 8,297.63 | 1 |
| MEZCLA DE EMBUTIDOS VARIOS | KG | 32.00 | 393,830.00 | 12,307.19 | 4 |
| FRUTAS TIPO EXPORTACION | KG | 34.14 | 370,250.00 | 10,845.05 | 9 |
| PIEL DE POLLO | KG | 915.40 | 366,160.00 | 400.00 | 3 |
| FRUTAS EN ALMIBAR | UND | 50.00 | 360,080.00 | 7,201.60 | 6 |
| MAYONESA | UND | 32.00 | 344,538.00 | 10,766.81 | 2 |
| ALIMENTO CONCENTRADO PARA CONEJOS Y CURIÉS | KG | 300.00 | 337,516.00 | 1,125.05 | 4 |
| CALAMAR | KG | 20.00 | 328,000.00 | 16,400.00 | 1 |
| AJONJOLI NACIONAL | KG | 25.00 | 320,000.00 | 12,800.00 | 2 |
| SALCHICHA DE RES | UND | 55.00 | 317,680.00 | 5,776.00 | 2 |
| CERDO CEBA (UN) | UND | 6.00 | 310,370.00 | 51,728.33 | 1 |
| PALMITO FRESCO | KG | 9.00 | 288,000.00 | 32,000.00 | 5 |
| MAIZ PETO | KG | 121.86 | 274,440.00 | 2,252.15 | 9 |
| CABEZA | KG | 159.20 | 270,640.00 | 1,700.00 | 1 |
| carne de cerdo cogote | KG | 26.15 | 266,730.00 | 10,200.00 | 1 |
| FRAMBUESAS | KG | 6.55 | 256,380.00 | 39,141.98 | 4 |
| FRIJOL ROSADO NACIONAL SECO | KG | 60.00 | 249,000.00 | 4,150.00 | 1 |
| MORTADELA | KG | 12.06 | 240,078.42 | 19,907.00 | 3 |
| OREGANO MOLIDO | KG | 11.50 | 235,000.00 | 20,434.78 | 3 |
| carne de cerdo coditos | KG | 22.30 | 219,900.00 | 9,860.99 | 2 |
| MEJILLON | KG | 50.00 | 219,000.00 | 4,380.00 | 1 |
| SOYA INTEGRAL TOSTADA | KG | 12.00 | 204,000.00 | 17,000.00 | 1 |
| ACHIOTE SIN ELABORAR | KG | 6.37 | 199,350.00 | 31,295.13 | 6 |
| CABANO DE CERDO | KG | 5.00 | 191,765.00 | 38,353.00 | 2 |
| ARVEJA ENLATADA | UND | 144.00 | 191,597.00 | 1,330.53 | 1 |
| HUEVO FRESCO DE CODORNIZ | UND | 1,279.50 | 189,480.00 | 148.09 | 12 |
| Filete de anchoa | KG | 1.44 | 189,000.00 | 131,250.00 | 2 |
| ÑAME | KG | 87.41 | 187,960.00 | 2,150.39 | 6 |
| MAIZ PORVA SECO | KG | 62.50 | 180,000.00 | 2,880.00 | 1 |
| JENGIBRE ELABORADO | UND | 16.12 | 167,503.00 | 10,391.00 | 22 |
| NABOS | KG | 14.00 | 166,600.00 | 11,900.00 | 4 |
| SALAMI INDUSTRIAL | UND | 3.26 | 156,035.55 | 47,863.67 | 2 |
| PULPO | KG | 4.30 | 154,800.00 | 36,000.00 | 1 |
| ALFALFA EN PELLET | KG | 3.33 | 141,198.00 | 42,401.80 | 7 |
| FRIJOL SOYA NACIONAL | KG | 50.00 | 133,809.00 | 2,676.18 | 3 |
| ALOE VERA | KG | 37.80 | 132,720.00 | 3,511.11 | 15 |
| SOPAS Y CREMAS | UND | 36.00 | 131,429.00 | 3,650.81 | 1 |
| TOMILLO SIN ELABORAR | KG | 23.83 | 129,978.00 | 5,454.39 | 21 |

| Nombre Producto | Um | Cantidad de Unidades | Total Negociado | Precio promedio | Cantidad Subya. |
|--|-----|----------------------|--------------------------|-----------------|-----------------|
| RABANO | KG | 112.43 | 127,143.00 | 1,130.85 | 5 |
| SAL YODADA Y REFINADA (KG) | KG | 175.00 | 112,270.00 | 641.54 | 2 |
| CAÑA DE AZUCAR | KG | 14.00 | 109,000.00 | 7,785.71 | 5 |
| PANELA PULVERIZADA | UND | 50.00 | 100,000.00 | 2,000.00 | 2 |
| FRIJOL CARAOTA NACIONAL SECO | KG | 25.00 | 96,000.00 | 3,840.00 | 1 |
| HARINA DE TRIGO DE PRIMERA EN BOLSA DE POLIETILENO | KG | 50.00 | 93,333.00 | 1,866.66 | 1 |
| FRUTAS EN ALMIBAR | KG | 18.00 | 90,000.00 | 5,000.00 | 2 |
| BREVA FRESCA | KG | 12.55 | 87,596.00 | 6,979.76 | 8 |
| Chorizo de Ternera | KG | 13.00 | 86,307.00 | 6,639.00 | 1 |
| HABAS SECAS | KG | 58.00 | 84,000.00 | 1,448.28 | 2 |
| LECHE LIQUIDA (LT) | LT | 33.00 | 82,500.00 | 2,500.00 | 2 |
| MAIZ TOSTADO | KG | 4.00 | 80,000.00 | 20,000.00 | |
| JAMONADA DE CERDO AHUMADA | KG | 10.00 | 73,080.00 | 7,308.00 | 1 |
| Salsa de Soya | UND | 40.00 | 71,428.57 | 1,785.71 | 2 |
| LAUREL | KG | 10.58 | 67,508.00 | 6,380.72 | 10 |
| Carne Pepperoni | UND | 1.45 | 66,733.35 | 46,023.00 | 1 |
| MOSTAZA | UND | 72.00 | 57,479.00 | 798.32 | 1 |
| ATUN ENLATADO RALLADO EN ACEITE (UN) | UND | 48.00 | 54,622.00 | 1,137.96 | 1 |
| SALCHICHA DE RES | KG | 5.00 | 47,665.00 | 9,533.00 | 1 |
| LIMA | KG | 13.90 | 41,700.00 | 3,000.00 | 1 |
| Cebolla puerro | KG | 44.00 | 35,000.00 | 795.45 | 1 |
| ARVEJA CON ZANAHORIA ENLATADO | UND | 24.00 | 33,613.00 | 1,400.54 | 1 |
| MANGOSTINO | KG | 2.00 | 32,840.00 | 16,420.00 | 1 |
| GALLETA INTEGRAL | UND | 10.00 | 29,412.00 | 2,941.20 | 1 |
| Hoja de platano | KG | 6.00 | 27,000.00 | 4,500.00 | 6 |
| VINAGRE BLANCO | UND | 5.00 | 19,531.00 | 3,906.20 | 1 |
| CREMA DE LECHE | LT | 1.64 | 15,600.00 | 9,512.20 | 1 |
| ANIS SIN ELABORAR | UND | 1.00 | 12,800.00 | 12,800.00 | 2 |
| Hoja de Naranja | KG | 1.00 | 4,200.00 | 4,200.00 | 1 |
| CURCUMA ELABORADA | UND | 0.50 | 4,000.00 | 8,000.00 | 1 |
| PIEL DE PAVO | KG | 25.00 | 3,750.00 | 150.00 | 1 |
| AROMATICAS ELABORADAS | UND | 0.45 | 3,704.00 | 8,231.11 | 4 |
| Total Registro de Factura (RF). | | | 99,608,677,601.49 | | 33,098 |

El precio promedio para los Registros de Facturas está afectado por el registro en la diferentes ciudades y es susceptible a modificación; según los términos y condiciones pactadas en el Reglamento de la BMC EXCHANGE.

Posturas de Referencia Financieros

| Tipo | Negocio | Descripción | valor negocio | dias plazo | valor tasa venta % | Punta |
|------|---------|-------------|---------------|------------|--------------------|-------|
|------|---------|-------------|---------------|------------|--------------------|-------|

Posturas de Referencia Físicos

| Tipo | Negocio | Producto | Unidad | Cantidad | Sitio Entrega | Precio Venta | Precio Compra | Punta |
|-------|---------|----------|--------|----------|---------------|--------------|---------------|-------|
| Tipo2 | Negocio | Producto | Unidad | Cantidad | Sitio Entrega | Precio Venta | Precio Compra | Punta |

Suspensiones Rueda por Rompimientos de Precios Físicos

| Consec. Interno | Producto | Sitio Entrega | Unidad Medida | Precio Piso Inicial | Precio Techo Inicial | Precio Ruptura c | Precio Ruptura v | precio piso actual | precio techo actual |
|-----------------|----------|---------------|---------------|---------------------|----------------------|------------------|------------------|--------------------|---------------------|
|-----------------|----------|---------------|---------------|---------------------|----------------------|------------------|------------------|--------------------|---------------------|

Subasta

| Nombre Producto | Total negocio | Cantidad |
|-----------------|---------------|----------|
|-----------------|---------------|----------|

Operaciones Anuladas OMA's

| Número Ope. | Descripción | Descripción subyacente | Cantidad |
|-------------|-------------|------------------------|----------|
|-------------|-------------|------------------------|----------|

Operaciones Anuladas.

| Número Operación | Fecha Operación | Número Oficio Anulación | Fecha Anulación | Causa Anulación |
|------------------|-----------------|-------------------------|-----------------|-----------------|
|------------------|-----------------|-------------------------|-----------------|-----------------|



(ID's) COMPRAS PENDIENTES DE CIERRE 29 DE OCTUBRE DE 2018

Señores

Representantes legales, operadores de las sociedades comisionistas miembros de la BMC Bolsa Mercantil de Colombia S.A. y público en general a continuación se relaciona el listado de ID's pendientes de cierre al día de hoy.

ID's PENDIENTES DE CERRAR RUEDAS ANTERIORES

| ID | CODIGO SUBYACENTE CARACTERISTICA | DESCRIPCION SUBYACENTE | RAZON SOCIAL COMISIONISTA COMPRADOR | FECHA INICIAL DE COMPRA |
|----------|----------------------------------|---|---|-------------------------|
| 29795293 | 4883 | ACELGA - ACELGA - KILOGRAMO - EMPACADO(A) - NATURAL | CORREDORES DE VALORES AGROPECUARIOS S.A. CORAGRO VALORES S.A. | 2018-10-23 |
| 29808150 | 6458 | ACELGA - ACELGA - UNIDAD - EMPACADO(A) - NATURAL | CORREDORES DE VALORES AGROPECUARIOS S.A. CORAGRO VALORES S.A. | 2018-10-23 |
| 29784650 | 2552 | LICENCIAS POR LOTE (RENOVACION) - SC - UNIDAD - SIN EMPAQUE - PROCESADO | COMISIONISTAS FINANCIEROS AGROPECUARIOS S.A | 2018-10-22 |
| 29694468 | 3601 | EQUIPOS ELECTRONICOS POR LOTE - SC - UNIDAD - EMPACADO(A) - PROCESADO | CORREAGRO S.A. | 2018-10-11 |
| 29598060 | 5123 | MATERIALES Y-O INSUMOS POR LOTES - Reactivos y quimicos para laboratorio - UNIDAD - EMPACADO(A) - PROCESADO | CORREAGRO S.A. | 2018-10-01 |