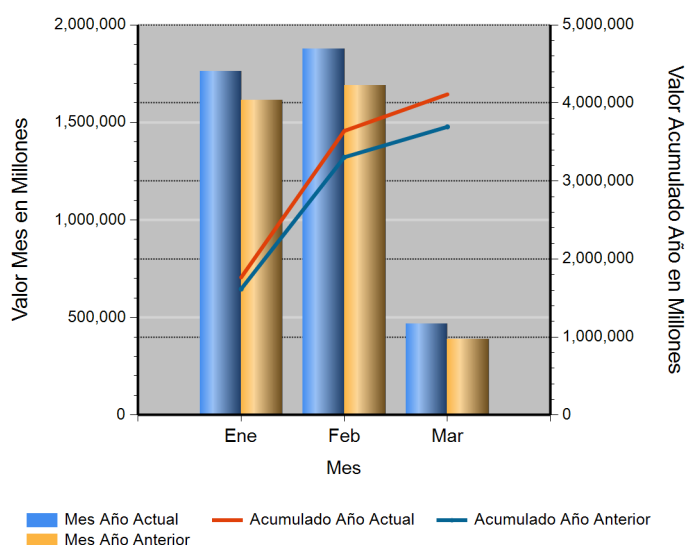


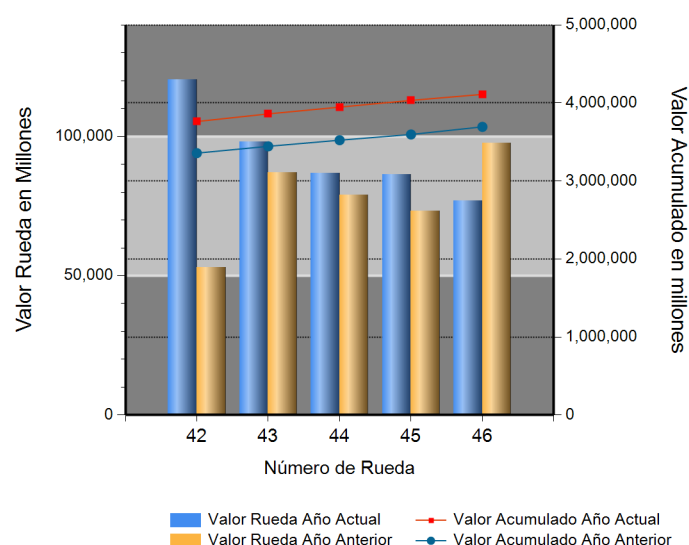
| Id | Descripción           | Valor Año Anterior en Millones | Valor Año Actual en Millones | Variación % |
|----|-----------------------|--------------------------------|------------------------------|-------------|
| 1  | No. RUEDA             | 46                             | 46                           |             |
| 2  | TOTAL RUEDA           | 97,644.06                      | 76,825.63                    | (21.32)     |
| 3  | RF 1/                 | 95,743.64                      | 75,413.03                    | (21.23)     |
| 4  | ABIERTAS 2/           | 1,900.41                       | 1,412.60                     | (25.67)     |
| 5  | -Financieras          | 1,848.31                       | 1,412.60                     | (23.57)     |
| 6  | -Físicos-Disponibles  | 52.10                          | 0.00                         | (100.00)    |
| 7  | -Forwards             | 0.00                           | 0.00                         | 0.00        |
| 8  | -Subastas 3/          | 0.00                           | 0.00                         | 0.00        |
| 9  | ACUMULADO AÑO         | 3,596,441.92                   | 4,063,808.18                 | 13.00       |
| 10 | RF 1/                 | 3,441,925.82                   | 4,001,285.16                 | 16.25       |
| 11 | ABIERTAS 2/           | 154,516.10                     | 62,523.02                    | (59.54)     |
| 12 | -Financieras          | 10,959.82                      | 9,426.44                     | (13.99)     |
| 13 | -Físicos-Disponibles  | 11,275.74                      | 201.40                       | (98.21)     |
| 14 | -Forwards             | 132,280.53                     | 52,895.19                    | (60.01)     |
| 15 | -Subastas 3/          | 0.00                           | 0.00                         | 0.00        |
| 16 | PROMEDIO RUEDA DIARIA | 78,183.52                      | 88,343.66                    | 13.00       |

1/. Registro de Factura. 2/. Incluye Físicos, Forwards, Financieros y Subastas 3/. Inherente a Convenios con el MADR. \*/ **Reglamento BMC EXCHANGE "Sección 3. Corrección de Operaciones. Artículo 3.2.3.3.1. Corrección de Operaciones"**. Tratándose de Registro de Facturas se podrán admitir correcciones sobre errores aritméticos, de mecanografía, digitación u omisiones simples y fácilmente comprobables en la determinación de la calidad, cantidad, parte interesada, unidad de medida y demás información que haya sido reportada a la Bolsa. (ND = No Definido)

## Evolución Mensual Año Corriente (2018)




## Evolución Diaria Mes Corriente (Marzo)



## Operaciones Financieras

| Nombre Producto                      | Descripción - Subyacente                          | Plazo         | Valor Presente          | Valor Futuro            | Tasa Min % | Tasa Max % | Tasa Cierre % | Cantidad Opera. |
|--------------------------------------|---|---------------|-------------------------|-------------------------|------------|------------|---------------|-----------------|
| REPO SOBRE CDM SIN INTER. DE CONTRA. | AGUARDIENTE                                       | (61-90) días  | 359,219,567.00          | 366,536,565.00          | 8.40       | 8.40       | 8.40          | 2               |
|                                      | AGUARDIENTE                                       | (91-120) días | 1,053,376,692.00        | 1,079,806,212.00        | 8.40       | 8.70       | 8.70          | 5               |
|                                      | <b>Total REPO SOBRE CDM SIN INTER. DE CONTRA.</b> |               | <b>1,412,596,259.00</b> | <b>1,446,342,777.00</b> |            |            |               | <b>7</b>        |

## Operaciones Financieras Valor Presente



Esta información corresponde a las Operaciones Financieras registradas en la Rueda 46 del 03/07/2018.

## Operaciones Físicas

| Descripción | Descripción Subyacente | Ubicación | Um | Precio Promedio | Total Negociado | Cantidad Unidades | Precio Min. | Precio Max. | Cantidad Ope. |
|-------------|------------------------|-----------|----|-----------------|-----------------|-------------------|-------------|-------------|---------------|
|-------------|------------------------|-----------|----|-----------------|-----------------|-------------------|-------------|-------------|---------------|

## Registro de Factura

| Nombre Producto   | Um  | Cantidad de Unidades | Total Negociado  | Precio promedio | Cantidad Subya. |
|---|-----|----------------------|------------------|-----------------|-----------------|
| NOVILLO (KG)  | KG  | 1,411,799.35         | 6,799,514,914.08 | 4,816.20        | 121             |
| GANADO  | KG  | 1,431,820.43         | 6,179,070,630.03 | 4,315.53        | 173             |
| ALIMENTO CONCENTRADO PARA AVES                              | KG  | 4,146,170.00         | 4,677,863,550.84 | 1,128.24        | 987             |
| ARROZ BLANCO NACIONAL EN BOLSA DE POLIETILENO               | KG  | 1,485,644.95         | 3,266,764,009.62 | 2,198.89        | 539             |
| LECHE CRUDA   | LT  | 3,258,114.37         | 3,090,904,315.56 | 948.68          | 1275            |
| HUEVOS POR LOTE   | UND | 157.00               | 2,884,593,465.00 | 18,373,206.78   | 157             |
| QUESO (KG)  | KG  | 209,918.56           | 2,634,808,248.80 | 12,551.57       | 183             |
| CARNE DE POLLO O GALLINA FRESCA O REFRIGERADA EN CANAL (KG) | KG  | 631,065.78           | 2,421,010,621.01 | 3,836.38        | 82              |
| CAFE EXCELSO  | KG  | 265,900.00           | 2,386,895,162.02 | 8,976.66        | 13              |
| ALIMENTO CONCENTRADO PARA CERDOS                            | KG  | 1,412,561.00         | 1,717,004,077.98 | 1,215.53        | 814             |
| MAIZ AMARILLO IMPORTADO                                     | KG  | 2,784,257.42         | 1,660,187,956.53 | 596.28          | 110             |
| CARNE DE VACUNO FRESCA O REFRIGERADA EN CANAL               | KG  | 184,711.17           | 1,607,384,970.00 | 8,702.15        | 41              |
| ABONO INORGANICO COMPUESTO                                  | KG  | 1,195,097.00         | 1,512,921,859.00 | 1,265.94        | 196             |
| ARROZ BLANCO NACIONAL EN SACO                               | KG  | 8,099,234.50         | 1,427,208,180.05 | 176.22          | 246             |
| CAFE PASILLA  | KG  | 244,659.00           | 1,353,185,280.00 | 5,530.90        | 17              |
| OLEINA DE PALMA   | KG  | 473,160.52           | 1,242,155,471.97 | 2,625.23        | 13              |
| PAPA R-12 NEGRA   | KG  | 978,818.56           | 1,081,577,959.45 | 1,104.98        | 177             |
| ACEITE CRUDO DE PALMA                                       | KG  | 482,047.00           | 1,074,024,388.00 | 2,228.05        | 19              |
| FRUTO DE PALMA AFRICANA                                     | KG  | 2,875,420.00         | 1,020,247,892.62 | 354.82          | 21              |
| ACEITE REFINADO DE SOYA (KG)                                | KG  | 354,993.63           | 1,012,379,428.02 | 2,851.82        | 14              |
| MAIZ AMARILLO NACIONAL SECO                                 | KG  | 1,483,507.00         | 979,975,350.00   | 660.58          | 42              |
| MEZCLA DE ACEITES VEGETALES                                 | UND | 297,775.00           | 966,344,029.99   | 3,245.22        | 37              |
| CARNE DE CERDO FRESCA O REFRIGERADA EN CANAL (KG)           | KG  | 163,702.03           | 944,077,851.65   | 5,767.05        | 51              |
| FLORES FRESCAS  | UND | 1,480,795.00         | 911,817,691.68   | 615.76          | 33              |
| FRIJOL BOLON NACIONAL SECO                                  | KG  | 183,987.50           | 848,857,000.00   | 4,613.67        | 36              |
| TORTA DE SOYA IMPORTADA                                     | KG  | 618,100.00           | 802,740,262.12   | 1,298.72        | 18              |
| VACA (KG)   | KG  | 219,951.00           | 781,933,813.00   | 3,555.04        | 48              |
| HUEVO FRESCO DE GALLINA ROJO (UN)                           | UND | 3,248,545.00         | 768,496,934.00   | 236.57          | 188             |
| PRODUCTOS LACTEOS POR LOTE                                  | UND | 140.00               | 737,598,448.00   | 5,268,560.34    | 140             |

| Nombre Producto   | Um  | Cantidad de Unidades | Total Negociado | Precio promedio | Cantidad Subya. |
|---|-----|----------------------|-----------------|-----------------|-----------------|
| HARINA DE ARROZ   | KG  | 1,054,584.58         | 650,328,269.00  | 616.67          | 47              |
| MARACUYA  | KG  | 420,023.00           | 619,676,865.00  | 1,475.34        | 59              |
| FRIJOL LIMA NACIONAL SECO                               | KG  | 154,632.00           | 616,238,685.00  | 3,985.20        | 19              |
| MAIZ BLANCO NACIONAL SECO                               | KG  | 933,587.50           | 592,515,862.00  | 634.67          | 51              |
| MEZCLA DE FRUTAS Y VERDURAS VARIAS                      | KG  | 319,876.38           | 565,971,595.03  | 1,769.34        | 288             |
| PAPA CAPIRA   | KG  | 361,942.00           | 504,337,999.98  | 1,393.42        | 100             |
| BOCADILLO   | KG  | 176,666.33           | 441,668,047.00  | 2,500.01        | 34              |
| POLLO CONGELADO   | KG  | 84,079.00            | 428,561,648.00  | 5,097.13        | 5               |
| ARROZ CASCARA NACIONAL HUMEDO                           | KG  | 458,108.00           | 407,004,145.01  | 888.45          | 27              |
| FRIJOL CARGAMANTO ROJO NACIONAL SECO                    | KG  | 71,675.00            | 404,998,480.00  | 5,650.48        | 24              |
| NOVILLA   | KG  | 95,099.00            | 373,094,630.00  | 3,923.22        | 39              |
| HUEVO LIQUIDO   | KG  | 61,943.50            | 320,526,960.00  | 5,174.51        | 83              |
| ALIMENTO CONCENTRADO PARA PECES                         | KG  | 166,180.00           | 315,203,480.00  | 1,896.76        | 182             |
| SEBO DE RES   | KG  | 351,177.69           | 312,129,124.00  | 888.81          | 41              |
| ARROZ BLANCO IMPORTADO                                  | KG  | 167,960.00           | 305,128,000.00  | 1,816.67        | 3               |
| CAFE CONSUMO  | KG  | 51,396.00            | 303,308,400.00  | 5,901.40        | 2               |
| ALIMENTO CONCENTRADO PARA VACUNOS                       | KG  | 336,970.00           | 284,447,866.99  | 844.13          | 357             |
| ACEITE REFINADO DE SOYA (LT)                            | LT  | 66,434.00            | 278,814,655.02  | 4,196.87        | 24              |
| PLATANO   | UND | 287,710.00           | 272,199,500.00  | 946.09          | 51              |
| LULO  | KG  | 102,980.00           | 265,731,400.00  | 2,580.42        | 15              |
| ACEITE DESGOMADO DE SOYA                                | KG  | 102,530.00           | 258,361,326.80  | 2,519.86        | 1               |
| CAFE PERGAMINO  | KG  | 43,916.00            | 255,348,182.00  | 5,814.47        | 6               |
| FRIJOL SOYA IMPORTADO                                   | KG  | 175,777.07           | 250,038,524.00  | 1,422.48        | 24              |
| GALLINA PONEDORA (UN)                                   | UND | 37,764.00            | 245,176,399.96  | 6,492.33        | 20              |
| LECHE EN POLVO ENTERA NACIONAL (KG)                     | KG  | 13,127.00            | 242,009,205.02  | 18,435.99       | 42              |
| PAPA PASTUSA  | KG  | 226,811.62           | 235,052,199.99  | 1,036.33        | 187             |
| CERDO CEBA (UN)   | UND | 904.00               | 220,878,308.00  | 244,334.41      | 6               |
| FERTILIZANTES   | KG  | 206,672.58           | 218,418,797.17  | 1,056.83        | 56              |
| FRIJOL CABECITA NEGRA NACIONAL SECO                     | KG  | 95,537.50            | 206,377,650.00  | 2,160.17        | 16              |
| CERDO INICIACION (UN)                                   | UND | 940.00               | 205,710,080.00  | 218,840.51      | 4               |
| ARROZ CRISTAL INDUSTRIAL                                | KG  | 256,466.15           | 203,757,221.00  | 794.48          | 12              |
| PANELA REDONDA (UN)                                     | UND | 130,300.00           | 198,536,199.92  | 1,523.69        | 25              |
| LECHE EN POLVO ENTERA NACIONAL (UN)                     | UND | 17,265.00            | 196,938,638.01  | 11,406.81       | 36              |
| CARNE DE POLLO O GALLINA CONGELADA EN CORTES            | KG  | 48,917.85            | 174,157,898.00  | 3,560.21        | 15              |
| ABONO INORGANICO SIMPLE                                 | KG  | 161,000.00           | 169,248,310.00  | 1,051.23        | 36              |
| GRANOS Y VIVERES POR LOTE                               | UND | 191.00               | 166,176,707.00  | 870,035.12      | 191             |
| ESQUEJES (UN)   | UND | 3,484,253.00         | 156,791,385.00  | 45.00           | 1               |
| UREA NACIONAL   | KG  | 151,900.00           | 153,536,370.00  | 1,010.77        | 29              |
| CARNE DE POLLO O GALLINA FRESCA O REFRIGERADA EN CORTES | KG  | 20,432.60            | 153,112,400.01  | 7,493.53        | 16              |
| ACEITE REFINADO DE GIRASOL (LT)                         | LT  | 20,694.00            | 150,291,225.36  | 7,262.55        | 24              |
| AVENA EN HOJUELAS (KG)                                  | KG  | 34,734.00            | 136,842,961.00  | 3,939.74        | 23              |
| PANELA CUADRADA KG                                      | UND | 67,435.00            | 131,610,249.72  | 1,951.66        | 79              |
| HUESO DE RES  | KG  | 417,572.12           | 131,132,396.01  | 314.04          | 24              |
| CERDO INICIACION (KG)                                   | KG  | 16,667.00            | 126,684,544.98  | 7,600.92        | 5               |
| MANI EN GRANO   | KG  | 21,135.00            | 125,546,150.00  | 5,940.20        | 23              |
| ATUN ENLATADO LOMO EN ACEITE (UN)                       | UND | 49,872.00            | 123,990,112.99  | 2,486.17        | 9               |
| CARNE DE VACUNO FRESCA O REFRIGERADA EN CORTES          | KG  | 8,005.53             | 120,220,560.00  | 15,017.19       | 99              |
| POLLO DE UN DIA (UN)                                    | UND | 132,600.00           | 119,673,200.00  | 902.51          | 8               |
| PAPA TOCANA   | KG  | 123,350.00           | 115,105,000.00  | 933.16          | 18              |
| PLATANO   | KG  | 75,683.36            | 114,706,410.00  | 1,515.61        | 48              |
| PIEL FRESCA DE RES (KG)                                 | KG  | 125,162.80           | 113,549,920.00  | 907.22          | 11              |

| Nombre Producto                                 | Um  | Cantidad de Unidades | Total Negociado | Precio promedio | Cantidad Subya. |
|---|-----|----------------------|-----------------|-----------------|-----------------|
| SEMILLAS  | UND | 387.00               | 110,550,000.00  | 285,658.91      | 10              |
| AZUCAR BLANCO                                   | KG  | 68,932.00            | 109,915,152.65  | 1,594.54        | 70              |
| LENTEJA SECA                                    | KG  | 38,704.50            | 106,674,954.00  | 2,756.14        | 61              |
| GANADO  | UND | 101.00               | 105,765,074.00  | 1,047,178.95    | 11              |
| Margarina industrial                            | KG  | 59,400.00            | 102,759,887.00  | 1,729.96        | 10              |
| SARDINAS ENLATADAS EN SALSAS DE TOMATE          | UND | 43,190.00            | 98,307,898.00   | 2,276.17        | 12              |
| MELAZA  | KG  | 231,404.00           | 94,321,972.00   | 407.61          | 15              |
| PAPEL   | KG  | 106,409.00           | 92,671,810.00   | 870.90          | 10              |
| CERDO CEBA (KG)                                 | KG  | 16,980.70            | 88,299,640.00   | 5,200.00        | 1               |
| FRIJOL SOYA QUEBRANTADO                         | KG  | 57,470.00            | 84,818,900.00   | 1,475.88        | 11              |
| FECULA DE CEREALES                              | KG  | 19,859.00            | 84,168,834.00   | 4,238.32        | 9               |
| FRIJOL NACIONAL                                 | KG  | 22,500.00            | 82,535,000.00   | 3,668.22        | 3               |
| HARINA DE CARNE Y HUESO                         | KG  | 67,600.00            | 82,215,600.00   | 1,216.21        | 4               |
| VISCERAS DE POLLO O GALLINA                     | KG  | 29,455.50            | 80,852,685.99   | 2,744.91        | 2               |
| PREMEZCLAS PARA ALIMENTOS CONCENTRADOS          | KG  | 77,820.00            | 80,669,482.00   | 1,036.62        | 53              |
| GLUTEN DE CEREALES                              | KG  | 41,000.00            | 78,137,770.63   | 1,905.80        | 2               |
| ACEITE CRUDO DE PALMA TIPO EXPORTACION          | KG  | 33,680.00            | 77,464,000.00   | 2,300.00        | 1               |
| FRIJOL BOLA ROJA NACIONAL SECO                  | KG  | 13,244.50            | 75,709,910.00   | 5,716.33        | 30              |
| NOVILLO (UN)                                    | UND | 34.00                | 72,863,200.00   | 2,143,035.29    | 1               |
| TERNERO   | KG  | 15,826.00            | 71,217,000.00   | 4,500.00        | 2               |
| FRUTAS EN ALMIBAR                               | KG  | 6,078.00             | 68,626,608.00   | 11,290.99       | 31              |
| MAIZ BLANCO TRILLADO                            | KG  | 60,765.00            | 67,577,785.00   | 1,112.12        | 46              |
| ARROZ CRISTAL CONSUMO HUMANO                    | KG  | 68,783.50            | 64,400,200.00   | 936.27          | 10              |
| HARINA DE POLLO                                 | KG  | 25,040.00            | 64,253,600.00   | 2,566.04        | 2               |
| HUEVO FRESCO DE GALLINA ROJO (KG)               | KG  | 301,050.00           | 61,878,000.00   | 205.54          | 20              |
| ALMENDRA  | KG  | 2,165.00             | 61,495,398.00   | 28,404.34       | 17              |
| NUEZ  | KG  | 1,530.00             | 59,753,480.00   | 39,054.56       | 9               |
| TORTA DE PALMISTE                               | KG  | 180,432.00           | 59,041,876.48   | 327.23          | 23              |
| PAPA POR LOTE                                   | UND | 32.00                | 58,049,600.00   | 1,814,050.00    | 32              |
| PAPA SABANERA                                   | KG  | 66,190.00            | 58,019,000.00   | 876.55          | 31              |
| UVA PASA  | KG  | 7,880.00             | 56,988,660.00   | 7,232.06        | 23              |
| CARNE DE CERDO CONGELADA EN CANAL (KG)          | KG  | 8,908.00             | 53,553,731.01   | 6,011.87        | 2               |
| ARROZ CASCARA NACIONAL SECO                     | KG  | 57,300.00            | 53,396,640.00   | 931.88          | 2               |
| ALIMENTO CONCENTRADO PARA CABALLOS              | KG  | 54,920.00            | 52,907,162.60   | 963.35          | 133             |
| FRIJOL CALIMA NACIONAL SECO                     | KG  | 12,050.00            | 52,905,000.00   | 4,390.46        | 3               |
| ACEITE REFINADO DE MAIZ (LT)                    | LT  | 15,300.00            | 51,637,500.00   | 3,375.00        | 1               |
| GRITS   | KG  | 41,000.00            | 51,330,000.00   | 1,251.95        | 3               |
| CARNE DE VACUNO FRESCA O REFRIGERADA DESPOSTADA | KG  | 3,600.67             | 51,239,826.00   | 14,230.64       | 59              |
| ACEITE CRUDO DE SOYA                            | KG  | 17,860.00            | 51,079,600.00   | 2,860.00        | 1               |
| SEMILLA MOTOSA DE ALGODON                       | KG  | 69,480.00            | 49,330,800.00   | 710.00          | 2               |
| TORO (KG)                                       | KG  | 10,739.00            | 45,902,820.00   | 4,274.40        | 7               |
| BUFALO EN PIE (KG)                              | KG  | 12,925.00            | 42,797,340.00   | 3,311.21        | 2               |
| PAPA CARRIZA                                    | KG  | 46,950.00            | 42,378,000.00   | 902.62          | 9               |
| VISCERAS DE VACUNO (UN)                         | UND | 414.00               | 42,368,000.00   | 102,338.16      | 32              |
| FILETE  | KG  | 22,810.00            | 41,699,340.00   | 1,828.12        | 19              |
| TOMATE INDUSTRIAL FRESCO                        | KG  | 23,216.96            | 40,247,900.00   | 1,733.56        | 24              |
| SALVADO   | KG  | 68,858.78            | 39,330,990.99   | 571.18          | 32              |
| ZANAHORIA FRESCA                                | KG  | 20,275.71            | 38,984,000.00   | 1,922.69        | 35              |
| GRANZA  | KG  | 60,280.00            | 38,323,600.00   | 635.76          | 8               |
| BAGRE EN POSTA CONGELADO                        | KG  | 3,844.38             | 38,318,746.00   | 9,967.47        | 40              |
| FRIJOL ROJO NACIONAL SECO                       | KG  | 7,250.00             | 38,280,000.00   | 5,280.00        | 1               |

| Nombre Producto                                    | Um  | Cantidad de Unidades | Total Negociado | Precio promedio | Cantidad Subya. |
|--|-----|----------------------|-----------------|-----------------|-----------------|
| HARINA DE MAIZ                                     | KG  | 53,130.00            | 37,159,364.00   | 699.40          | 8               |
| FRIJOL RADICAL NACIONAL SECO                       | KG  | 7,761.50             | 35,022,890.00   | 4,512.39        | 23              |
| MEZCLA DE ACEITES VEGETALES                        | LT  | 9,730.00             | 33,568,500.00   | 3,450.00        | 1               |
| SEMILLA PARA SIEMBRA (KG)                          | KG  | 3,529.00             | 31,935,653.00   | 9,049.49        | 41              |
| MOGOLLA  | KG  | 53,153.66            | 31,654,777.00   | 595.53          | 13              |
| PESCADO FRESCO O REFRIGERADO                       | KG  | 3,228.30             | 31,183,925.00   | 9,659.55        | 50              |
| CARNE DE CERDO FRESCA O REFRIGERADA EN CORTES (KG) | KG  | 2,496.40             | 30,714,188.10   | 12,303.39       | 28              |
| ACEITE REFINADO DE GIRASOL (KG)                    | KG  | 6,156.00             | 30,053,592.00   | 4,882.00        | 2               |
| VISCERAS DE VACUNO (KG)                            | KG  | 13,860.06            | 29,954,803.00   | 2,161.23        | 12              |
| MOJARRA ENTERA FRESCA O REFRIGERADA                | KG  | 2,854.22             | 29,545,289.00   | 10,351.44       | 37              |
| HUEVO FRESCO DE GALLINA BLANCO (UN)                | UND | 127,110.00           | 28,418,699.96   | 223.58          | 5               |
| FORRAJE  | KG  | 111,100.00           | 27,226,000.00   | 245.06          | 4               |
| MAIZ AMARILLO TRILLADO                             | KG  | 20,331.25            | 26,753,740.00   | 1,315.89        | 23              |
| NARANJA  | KG  | 59,250.05            | 26,531,550.00   | 447.79          | 28              |
| HARINA DE MAIZ ZOOTECNICA                          | KG  | 36,081.84            | 25,140,509.00   | 696.76          | 6               |
| PAPA CRIOLLA                                       | KG  | 17,177.80            | 24,850,250.00   | 1,446.65        | 16              |
| CEBOLLA CABEZONA                                   | KG  | 17,220.00            | 24,307,600.00   | 1,411.59        | 29              |
| CARNE  | UND | 1,800.00             | 23,680,000.00   | 13,155.56       | 2               |
| ATUN ENLATADO LOMO FINO EN AGUA (UN)               | UND | 6,025.00             | 22,882,389.52   | 3,797.91        | 2               |
| CONDIMENTOS MEZCLADOS                              | KG  | 4,436.00             | 22,263,979.00   | 5,018.93        | 18              |
| CUCHUCO  | KG  | 14,380.00            | 21,054,922.05   | 1,464.18        | 17              |
| CORTES   | UND | 3,680.00             | 20,231,450.00   | 5,497.68        | 10              |
| CIRUELA PASA                                       | UND | 2,370.00             | 19,624,841.00   | 8,280.52        | 15              |
| FRIJOL IMPORTADO SECO                              | KG  | 5,000.00             | 19,500,000.00   | 3,900.00        | 1               |
| TOMATE DE ARBOL                                    | KG  | 11,565.90            | 18,680,200.00   | 1,615.11        | 28              |
| SULFATO DE AMONIO                                  | KG  | 24,000.00            | 18,665,800.00   | 777.74          | 2               |
| ACEITE CRUDO DE PESCADO                            | KG  | 9,360.00             | 18,252,000.00   | 1,950.00        | 1               |
| LIMON  | KG  | 9,336.00             | 18,197,245.00   | 1,949.15        | 33              |
| VISCERAS DE CERDO (UN)                             | UND | 902.00               | 18,015,900.00   | 19,973.28       | 15              |
| ALIMENTO CONCENTRADO PARA PERROS                   | KG  | 7,879.75             | 18,007,711.76   | 2,285.32        | 25              |
| AGUACATE   | KG  | 8,239.72             | 17,894,000.00   | 2,171.68        | 29              |
| MANGO  | KG  | 5,534.00             | 17,843,500.00   | 3,224.34        | 12              |
| SAL INDUSTRIAL                                     | KG  | 73,814.00            | 17,565,060.01   | 237.96          | 2               |
| FRIJOL BLANQUILLO NACIONAL SECO                    | KG  | 5,050.00             | 17,460,000.00   | 3,457.43        | 4               |
| ATUN ENLATADO RALLADO EN ACEITE (UN)               | UND | 13,536.00            | 16,114,286.01   | 1,190.48        | 1               |
| PIÑA   | KG  | 14,566.85            | 16,040,680.00   | 1,101.18        | 7               |
| AZUCAR REFINADA (KG)                               | KG  | 8,300.00             | 15,920,951.00   | 1,918.19        | 11              |
| ACIDO GRASO DE SOYA                                | KG  | 9,000.00             | 15,750,000.00   | 1,750.00        | 1               |
| GARBANZO SECO                                      | KG  | 2,754.00             | 15,554,260.00   | 5,647.88        | 31              |
| LECHE EN POLVO ENTERA IMPORTADA (KG)               | KG  | 2,000.00             | 15,400,000.00   | 7,700.00        | 1               |
| CARNE BOVINA                                       | KG  | 1,560.09             | 14,990,545.00   | 9,608.77        | 22              |
| MAIZ PIRA SECO                                     | KG  | 4,450.00             | 13,585,500.00   | 3,052.92        | 6               |
| HARINA DE HUESO                                    | KG  | 14,030.00            | 12,730,300.00   | 907.36          | 3               |
| CHOCOLATE EN PASTA CON AZUCAR                      | KG  | 2,250.00             | 12,689,288.00   | 5,639.68        | 6               |
| SEMILLAS   | KG  | 78.00                | 12,384,000.00   | 158,769.23      | 5               |
| ARVEJA VERDE SECA                                  | KG  | 7,342.50             | 12,302,990.00   | 1,675.59        | 34              |
| COCOA EN POLVO                                     | KG  | 2,000.00             | 11,700,000.00   | 5,850.00        | 1               |
| MEZCLA DE VISCERAS                                 | KG  | 58,000.00            | 11,600,000.00   | 200.00          | 6               |
| HARINA DE MAIZ                                     | UND | 6,500.00             | 11,503,010.00   | 1,769.69        | 3               |
| TRUCHA ENTERA FRESCA O REFRIGERADA                 | KG  | 748.15               | 11,437,080.00   | 15,287.15       | 15              |
| CARNE MOLIDA                                       | KG  | 2,253.07             | 11,211,181.00   | 4,975.96        | 14              |

| Nombre Producto                         | Um  | Cantidad de Unidades | Total Negociado | Precio promedio | Cantidad Subya. |
|---|-----|----------------------|-----------------|-----------------|-----------------|
| HARINA DE PLATANO                       | KG  | 2,750.00             | 11,125,500.00   | 4,045.64        | 3               |
| MAIZ AMARILLO NACIONAL HUMEDO           | KG  | 12,670.00            | 11,053,500.00   | 872.42          | 8               |
| ACEITE DE COCINA                        | LT  | 2,820.00             | 10,623,402.00   | 3,767.16        | 15              |
| MANDARINA                               | KG  | 6,501.14             | 10,502,260.00   | 1,615.45        | 24              |
| PAPAYA                                  | KG  | 6,379.00             | 10,088,650.00   | 1,581.54        | 12              |
| PANELA EN PASTILLA (UN)                 | UND | 5,216.00             | 9,965,168.00    | 1,910.50        | 1               |
| ALFALFA EN PELLET                       | KG  | 7,730.00             | 9,581,885.00    | 1,239.57        | 6               |
| ABONO ORGANICO SOLIDO REFORZADO         | KG  | 121,001.00           | 9,535,000.00    | 78.80           | 7               |
| QUINUA SECO                             | KG  | 2,050.00             | 9,225,000.00    | 4,500.00        | 1               |
| AJO FRESCO                              | KG  | 2,620.00             | 9,041,000.00    | 3,450.76        | 5               |
| LECHUGA                                 | KG  | 6,873.00             | 8,959,500.00    | 1,303.58        | 31              |
| AHUYAMA                                 | KG  | 7,450.44             | 8,781,280.00    | 1,178.62        | 10              |
| HOJUELAS DE MAIZ                        | KG  | 8,775.00             | 8,607,375.00    | 980.90          | 5               |
| YUCA CONSUMO INDUSTRIAL SECA            | KG  | 12,000.00            | 8,400,000.00    | 700.00          | 3               |
| ACEITE REFINADO DE PALMA (LT)           | LT  | 2,560.00             | 8,289,917.00    | 3,238.25        | 4               |
| Manteca para el consumo humano          | KG  | 1,820.00             | 8,192,437.00    | 4,501.34        | 3               |
| LECHE EN POLVO DESCREMADA NACIONAL (KG) | KG  | 950.00               | 7,994,390.00    | 8,415.15        | 10              |
| ACEITE REFINADO DE PALMA (KG)           | KG  | 2,183.00             | 7,787,884.00    | 3,567.51        | 5               |
| ALPISTE                                 | KG  | 3,922.50             | 7,518,808.00    | 1,916.84        | 10              |
| MANZANA                                 | KG  | 1,421.40             | 7,430,200.00    | 5,227.38        | 4               |
| HARINA DE MAIZ PRECOCIDA                | KG  | 4,144.30             | 7,349,948.00    | 1,773.51        | 6               |
| PIMIENTA ELABORADA                      | KG  | 500.00               | 7,250,000.00    | 14,500.00       | 1               |
| ALIMENTO CONCENTRADO PARA GATOS         | KG  | 1,861.00             | 7,220,676.86    | 3,880.00        | 7               |
| BOCADILLO                               | UND | 74,800.00            | 7,106,000.00    | 95.00           | 14              |
| AROMATICAS ELABORADAS                   | UND | 7,915.00             | 6,560,960.00    | 828.93          | 7               |
| HARINA DE PESCADO                       | KG  | 1,755.00             | 6,405,750.00    | 3,650.00        | 1               |
| HARINA DE PAN MOLIDO                    | KG  | 10,023.00            | 6,314,490.00    | 630.00          | 1               |
| CAFE TOSTADO Y MOLIDO                   | KG  | 510.37               | 6,060,615.00    | 11,874.94       | 4               |
| MAIZ BLANCO NACIONAL HUMEDO             | KG  | 6,000.00             | 6,050,000.00    | 1,008.33        | 3               |
| YUCA CONSUMO HUMANO                     | KG  | 8,855.29             | 6,033,400.00    | 681.33          | 9               |
| BROCOLI FRESCO                          | KG  | 1,598.50             | 5,843,000.00    | 3,655.30        | 13              |
| MAIZ PIRA SECO                          | UND | 2,444.00             | 5,747,472.00    | 2,351.67        | 24              |
| ALMIDON DE CEREALES                     | KG  | 3,275.00             | 5,732,984.00    | 1,750.53        | 2               |
| TOCINO                                  | KG  | 581.55               | 5,638,775.00    | 9,696.11        | 8               |
| UVA FRESCA                              | KG  | 2,691.00             | 5,530,880.00    | 2,055.33        | 19              |
| GUAYABA                                 | KG  | 5,053.72             | 5,439,840.00    | 1,076.40        | 19              |
| ACEITE REFINADO DE PALMISTE (KG)        | KG  | 1,019.00             | 5,349,750.00    | 5,250.00        | 1               |
| ESPINACA FRESCA                         | KG  | 3,832.86             | 5,233,960.00    | 1,365.55        | 21              |
| SALMON ENTERO FRESCO O REFRIGERADO      | KG  | 133.50               | 5,224,840.00    | 39,137.38       | 13              |
| GRANADILLA                              | KG  | 908.00               | 5,198,000.00    | 5,724.67        | 3               |
| TORO (UN)                               | UND | 1.00                 | 5,000,000.00    | 5,000,000.00    | 1               |
| ARVEJA FRESCA                           | KG  | 989.50               | 4,962,999.99    | 5,015.66        | 5               |
| HORTALIZAS TIPO EXPORTACION             | KG  | 3,772.47             | 4,578,220.00    | 1,213.59        | 5               |
| PAN                                     | KG  | 14,210.00            | 4,547,200.00    | 320.00          | 1               |
| MAZORCA FRESCA                          | KG  | 2,077.00             | 4,505,200.00    | 2,169.09        | 7               |
| FRIJOL ZARAGOZA                         | UND | 1,012.50             | 4,500,000.00    | 4,444.44        | 3               |
| PIMENTON FRESCO                         | KG  | 1,850.00             | 4,470,100.00    | 2,416.27        | 12              |
| CACHAMA FRESCA O REFRIGERADA ENTERA     | KG  | 509.00               | 4,349,400.00    | 8,544.99        | 9               |
| FRIJOL CARGAMANTO BLANCO NACIONAL SECO  | KG  | 685.00               | 4,315,500.00    | 6,300.00        | 1               |
| CARNAZA CRUDA DE BOVINO                 | KG  | 5,640.00             | 4,230,000.00    | 750.00          | 1               |
| FRESA                                   | KG  | 2,382.89             | 4,171,000.00    | 1,750.39        | 11              |

| Nombre Producto                            | Um  | Cantidad de Unidades | Total Negociado | Precio promedio | Cantidad Subya. |
|--|-----|----------------------|-----------------|-----------------|-----------------|
| AFRECHO                                    | KG  | 7,050.00             | 3,899,000.00    | 553.05          | 8               |
| PEPINO FRESCO                              | KG  | 3,725.00             | 3,824,050.00    | 1,026.59        | 17              |
| PULPA                                      | KG  | 1,179.00             | 3,623,877.00    | 3,073.69        | 94              |
| PANELA EN CUBO                             | KG  | 2,256.00             | 3,618,999.99    | 1,604.17        | 2               |
| MAIZ BLANCO IMPORTADO                      | KG  | 3,350.00             | 3,551,000.00    | 1,060.00        | 1               |
| SAL MINERALIZADA                           | KG  | 2,395.00             | 3,492,526.00    | 1,458.26        | 20              |
| MARISCOS                                   | KG  | 392.50               | 3,473,950.00    | 8,850.83        | 12              |
| AZUCAR CRUDA                               | KG  | 2,887.50             | 3,399,849.00    | 1,177.44        | 13              |
| CAL DOLOMITA                               | KG  | 17,500.00            | 3,325,750.00    | 190.04          | 2               |
| FRIJOL NIMA NACIONAL SECO                  | KG  | 635.00               | 3,317,300.00    | 5,224.09        | 18              |
| LECHE LIQUIDA (UN)                         | UND | 2,653.00             | 3,263,167.13    | 1,229.99        | 2               |
| TOMILLO SIN ELABORAR                       | KG  | 350.00               | 3,235,400.00    | 9,244.00        | 2               |
| MORA                                       | KG  | 1,367.04             | 3,145,200.00    | 2,300.74        | 2               |
| APIO                                       | KG  | 3,713.14             | 3,005,900.00    | 809.53          | 13              |
| MAIZ PETO                                  | KG  | 1,912.00             | 3,004,900.00    | 1,571.60        | 25              |
| COLIFLOR                                   | KG  | 1,593.00             | 2,999,200.00    | 1,882.74        | 12              |
| LINAZA                                     | KG  | 1,050.00             | 2,983,192.00    | 2,841.14        | 2               |
| CURUBA                                     | KG  | 1,710.83             | 2,971,000.00    | 1,736.58        | 2               |
| MADERA ORDINARIA                           | UND | 270.00               | 2,970,000.00    | 11,000.00       | 1               |
| TRITURADO                                  | KG  | 4,752.00             | 2,786,817.14    | 586.45          | 13              |
| UREA IMPORTADA                             | KG  | 2,700.00             | 2,781,000.00    | 1,030.00        | 2               |
| CARNE DE CERDO CONGELADA EN CORTES         | KG  | 551.90               | 2,609,700.00    | 4,728.57        | 4               |
| GUANABANA                                  | KG  | 1,172.82             | 2,588,120.00    | 2,206.75        | 7               |
| HUEVO ENTERO EN POLVO                      | KG  | 121.66               | 2,548,501.00    | 20,947.73       | 2               |
| HABICHUELA FRESCA                          | KG  | 1,372.43             | 2,539,000.00    | 1,850.00        | 3               |
| MIEL DE PURGA                              | KG  | 4,694.13             | 2,507,008.00    | 534.07          | 5               |
| CURCUMA ELABORADA                          | UND | 300.00               | 2,394,900.00    | 7,983.00        | 1               |
| CAMARON                                    | KG  | 87.50                | 2,345,100.00    | 26,801.14       | 14              |
| CLORURO DE POTASIO                         | KG  | 2,000.00             | 2,284,000.00    | 1,142.00        | 1               |
| ARVEJA AMARILLA SECA                       | KG  | 1,224.50             | 2,280,560.00    | 1,862.44        | 20              |
| SAL YODADA Y REFINADA (KG)                 | KG  | 3,405.00             | 2,250,000.00    | 660.79          | 1               |
| HARINA DE SOYA                             | KG  | 420.00               | 2,170,800.00    | 5,168.57        | 2               |
| MELON                                      | KG  | 808.00               | 2,102,900.00    | 2,602.60        | 7               |
| BANANO FRESCO                              | KG  | 2,886.00             | 2,080,500.00    | 720.89          | 5               |
| PAPA NEVADA                                | KG  | 1,057.00             | 2,022,000.00    | 1,912.96        | 2               |
| PIEL FRESCA DE RES (UN)                    | UND | 2,450.00             | 1,960,000.00    | 800.00          | 1               |
| LECHE EN POLVO ENTERA CONSUMO ANIMAL (KG)  | KG  | 250.00               | 1,875,000.00    | 7,500.00        | 1               |
| CILANTRO                                   | KG  | 643.11               | 1,857,000.00    | 2,887.53        | 7               |
| ARANDANOS                                  | KG  | 113.00               | 1,690,000.00    | 14,955.75       | 1               |
| ACELGA                                     | KG  | 1,515.00             | 1,517,700.00    | 1,001.78        | 12              |
| ALIMENTO CONCENTRADO PARA CABRAS           | KG  | 1,800.00             | 1,482,459.00    | 823.59          | 8               |
| TUBERCULOS TIPO EXPORTACION                | KG  | 1,348.29             | 1,420,200.00    | 1,053.34        | 11              |
| SOBRES DE AZUCAR                           | UND | 7,560.00             | 1,404,760.00    | 185.81          | 5               |
| ALIMENTO CONCENTRADO PARA CONEJOS Y CURIES | KG  | 1,220.00             | 1,399,350.00    | 1,147.01        | 8               |
| MEZCLA DE EMBUTIDOS VARIOS                 | UND | 300.00               | 1,380,000.00    | 4,600.00        | 1               |
| REMOLACHA                                  | KG  | 1,407.00             | 1,330,200.00    | 945.42          | 14              |
| HUESO DE PESCADO                           | KG  | 724.90               | 1,301,600.00    | 1,795.56        | 24              |
| CANELA ELABORADA                           | KG  | 25.00                | 1,281,513.00    | 51,260.52       | 1               |
| HUESO DE CERDO                             | KG  | 11,068.00            | 1,162,700.00    | 105.05          | 2               |
| PITAHAYA                                   | KG  | 220.00               | 1,150,000.00    | 5,227.27        | 2               |
| AVENA EN HOJUELAS (UN)                     | UND | 1,292.00             | 1,076,236.00    | 833.00          | 1               |

| Nombre Producto                                    | Um  | Cantidad de Unidades | Total Negociado | Precio promedio | Cantidad Subya. |
|--|-----|----------------------|-----------------|-----------------|-----------------|
| EMPAQUE DE YUTE                                    | UND | 2,000.00             | 1,060,000.00    | 530.00          | 1               |
| SUBPRODUCTOS CARNICOS                              | KG  | 3,874.40             | 1,030,201.00    | 265.90          | 6               |
| OREGANO MOLIDO                                     | KG  | 100.00               | 924,400.00      | 9,244.00        | 1               |
| SULFATO DE POTASIO                                 | KG  | 400.00               | 920,000.00      | 2,300.00        | 2               |
| COCO FRESCO  | KG  | 350.00               | 910,000.00      | 2,600.00        | 2               |
| MAIZ AMARILLO EXTRUIDO                             | KG  | 1,020.00             | 907,800.00      | 890.00          | 1               |
| PICA DE ARROZ                                      | KG  | 9,020.00             | 902,000.00      | 100.00          | 1               |
| PATILLA  | KG  | 563.00               | 900,800.00      | 1,600.00        | 5               |
| CIRUELA FRESCA                                     | KG  | 450.00               | 900,000.00      | 2,000.00        | 1               |
| MARGARINA DE COCINA (KG)                           | KG  | 450.00               | 857,143.00      | 1,904.76        | 1               |
| CASCARILLA   | KG  | 9,000.00             | 720,000.00      | 80.00           | 1               |
| BOCACHICO ENTERO FRESCO O REFRIGERADO              | KG  | 68.10                | 686,550.00      | 10,081.50       | 7               |
| HARINA DE GUAYABA                                  | KG  | 3,130.00             | 626,000.00      | 200.00          | 1               |
| AJONJOLI NACIONAL                                  | KG  | 66.00                | 539,920.00      | 8,180.61        | 3               |
| REPOLLO FRESCO                                     | KG  | 1,103.00             | 511,200.00      | 463.46          | 12              |
| CEBOLLA LARGA FRESCA                               | KG  | 200.00               | 496,800.00      | 2,484.00        | 10              |
| SALSA DE TOMATE                                    | UND | 312.00               | 495,055.00      | 1,586.71        | 4               |
| ALIMENTO CONCENTRADO PARA YEGUAS                   | KG  | 400.00               | 404,914.00      | 1,012.29        | 3               |
| HARINA DE PLUMA                                    | KG  | 240.00               | 396,000.00      | 1,650.00        | 1               |
| AGRAZ  | KG  | 75.00                | 375,000.00      | 5,000.00        | 1               |
| GALLETA SALADA                                     | UND | 144.00               | 369,747.00      | 2,567.69        | 2               |
| Frutas   | KG  | 180.00               | 342,000.00      | 1,900.00        | 4               |
| CAFE TOSTADO Y MOLIDO                              | UND | 72.36                | 321,090.00      | 4,437.40        | 3               |
| MAIZ PORVA SECO                                    | KG  | 69.00                | 312,750.00      | 4,532.61        | 5               |
| PULPO  | KG  | 46.50                | 306,750.00      | 6,596.77        | 7               |
| COCO FRESCO  | UND | 130.00               | 299,000.00      | 2,300.00        | 2               |
| CARNE DE TERNERA DESPOSTADA                        | KG  | 20.00                | 288,000.00      | 14,400.00       | 1               |
| FRUTAS DESHIDRATADAS                               | KG  | 22.68                | 285,714.00      | 12,597.62       | 2               |
| CARNE DE CERDO FRESCA O REFRIGERADA DESPOSTADA     | KG  | 41.90                | 272,350.00      | 6,500.00        | 2               |
| MAYONESA   | UND | 88.00                | 252,123.00      | 2,865.03        | 2               |
| HENO   | KG  | 479.00               | 243,600.00      | 508.56          | 2               |
| FRIJOL SABANERO NACIONAL SECO                      | KG  | 50.00                | 225,000.00      | 4,500.00        | 1               |
| CALAMAR  | KG  | 16.30                | 215,050.00      | 13,193.25       | 4               |
| PEZUÑAS  | KG  | 85.00                | 215,000.00      | 2,529.41        | 3               |
| ALCACHOFA  | KG  | 32.00                | 213,000.00      | 6,656.25        | 2               |
| FOSFATO BICALCICO                                  | KG  | 100.00               | 180,000.00      | 1,800.00        | 1               |
| ARRACACHA FRESCA                                   | KG  | 95.00                | 175,000.00      | 1,842.11        | 2               |
| CALDO DE GALLINA                                   | UND | 50.00                | 168,050.00      | 3,361.00        | 1               |
| CAFE INSTANTANEO GRANULADO                         | UND | 24.00                | 164,128.00      | 6,838.67        | 2               |
| BICARBONATO DE SODIO                               | KG  | 50.00                | 147,059.00      | 2,941.18        | 1               |
| PEREJIL  | KG  | 328.00               | 146,000.00      | 445.12          | 6               |
| HARINA DE TRIGO DE PRIMERA EN BOLSA DE POLIETILENO | KG  | 100.00               | 143,604.00      | 1,436.04        | 1               |
| MEZCLA DE FRUTAS VARIAS                            | KG  | 50.00                | 142,500.00      | 2,850.00        | 1               |
| OSOBUCO  | KG  | 15.25                | 137,250.00      | 9,000.00        | 1               |
| ATUN ENTERO FRESCO O REFRIGERADO                   | KG  | 3.85                 | 134,750.00      | 35,000.00       | 1               |
| GLICERINA  | KG  | 133.00               | 130,340.00      | 980.00          | 1               |
| LISINA   | KG  | 25.00                | 128,750.00      | 5,150.00        | 1               |
| CALABACIN  | KG  | 55.00                | 106,300.00      | 1,932.73        | 7               |
| BERENJENA  | KG  | 68.50                | 92,700.00       | 1,353.28        | 8               |
| HABAS SECAS  | KG  | 11.50                | 91,150.00       | 7,926.09        | 1               |
| CIDRA-GUATILA-CHAYOTE                              | KG  | 84.00                | 80,000.00       | 952.38          | 4               |



| Nombre Producto                        | Um  | Cantidad de Unidades | Total Negociado          | Precio promedio | Cantidad Subya. |
|--|-----|----------------------|--------------------------|-----------------|-----------------|
| VISCERAS DE CERDO (KG)                 | KG  | 147.80               | 73,900.00                | 500.00          | 2               |
| HARINA DE TRIGO DE TERCERA             | KG  | 50.00                | 72,857.00                | 1,457.14        | 1               |
| MANTEQUILLA                            | KG  | 18.00                | 64,723.00                | 3,595.72        | 3               |
| ULLUCO                                 | KG  | 10.00                | 60,000.00                | 6,000.00        | 1               |
| LECHE LIQUIDA (LT)                     | LT  | 13.50                | 59,050.00                | 4,374.07        | 4               |
| CREMA DE LECHE                         | KG  | 27.00                | 54,294.00                | 2,010.89        | 1               |
| AROMATICAS ELABORADAS                  | KG  | 100.00               | 52,000.00                | 520.00          | 5               |
| CHIPI CHIPI                            | KG  | 5.00                 | 48,000.00                | 9,600.00        | 1               |
| MERMELADAS                             | UND | 24.00                | 44,103.00                | 1,837.63        | 1               |
| ALOE VERA                              | KG  | 25.00                | 32,500.00                | 1,300.00        | 2               |
| ATUN ENLATADO LOMO EN ACEITE (KG)      | KG  | 2.04                 | 31,260.50                | 15,323.78       | 1               |
| MONDONGO                               | UND | 4.80                 | 21,950.00                | 4,572.92        | 1               |
| FILETE DE PESCADO                      | KG  | 0.50                 | 14,750.00                | 29,500.00       | 1               |
| CEBADA PERLADA                         | KG  | 12.00                | 10,197.00                | 849.75          | 1               |
| PALMITO FRESCO                         | KG  | 1.50                 | 9,600.00                 | 6,400.00        | 2               |
| BREVA FRESCA                           | KG  | 1.00                 | 7,056.00                 | 7,056.00        | 1               |
| LANGOSTINO                             | KG  | 0.25                 | 1,050.00                 | 4,200.00        | 1               |
| <b>Total Registro de Factura (RF).</b> |     |                      | <b>75,413,034,109.38</b> |                 | <b>11,031</b>   |

El precio promedio para los Registros de Facturas está afectado por el registro en la diferentes ciudades y es susceptible a modificación; según los términos y condiciones pactadas en el Reglamento de la BMC EXCHANGE.

### Posturas de Referencia Financieros

| Tipo | Negocio | Descripcion | valor negocio | dias plazo | valor tasa venta % | Punta |
|------|---------|-------------|---------------|------------|--------------------|-------|
|------|---------|-------------|---------------|------------|--------------------|-------|

### Posturas de Referencia Físicos

| Tipo  | Negocio | Producto | Unidad | Cantidad | Sitio Entrega | Precio Venta | Precio Compra | Punta |
|-------|---------|----------|--------|----------|---------------|--------------|---------------|-------|
| Tipo2 | Negocio | Producto | Unidad | Cantidad | Sitio Entrega | Precio Venta | Precio Compra | Punta |

### Suspensiones Rueda por Rompimientos de Precios Físicos

| Consec. Interno | Producto | Sitio Entrega | Unidad Medida | Precio Piso Inicial | Precio Techo Inicial | Precio Ruptura c | Precio Ruptura v | precio piso actual | precio techo actual |
|-----------------|----------|---------------|---------------|---------------------|----------------------|------------------|------------------|--------------------|---------------------|
|-----------------|----------|---------------|---------------|---------------------|----------------------|------------------|------------------|--------------------|---------------------|

### Subasta

### Operaciones Anuladas OMA's

| Nombre Producto | Total negocio | Cantidad | Número Ope. | Descripcion | Descripcion subyacente | Cantidad |
|-----------------|---------------|----------|-------------|-------------|------------------------|----------|
|-----------------|---------------|----------|-------------|-------------|------------------------|----------|

### Operaciones Anuladas.

| Número Operacion | Fecha Operación | Número Oficio Anulación | Fecha Anulación | Causa Anulación |
|------------------|-----------------|-------------------------|-----------------|-----------------|
|------------------|-----------------|-------------------------|-----------------|-----------------|